

Abundance determination in stellar atmospheres

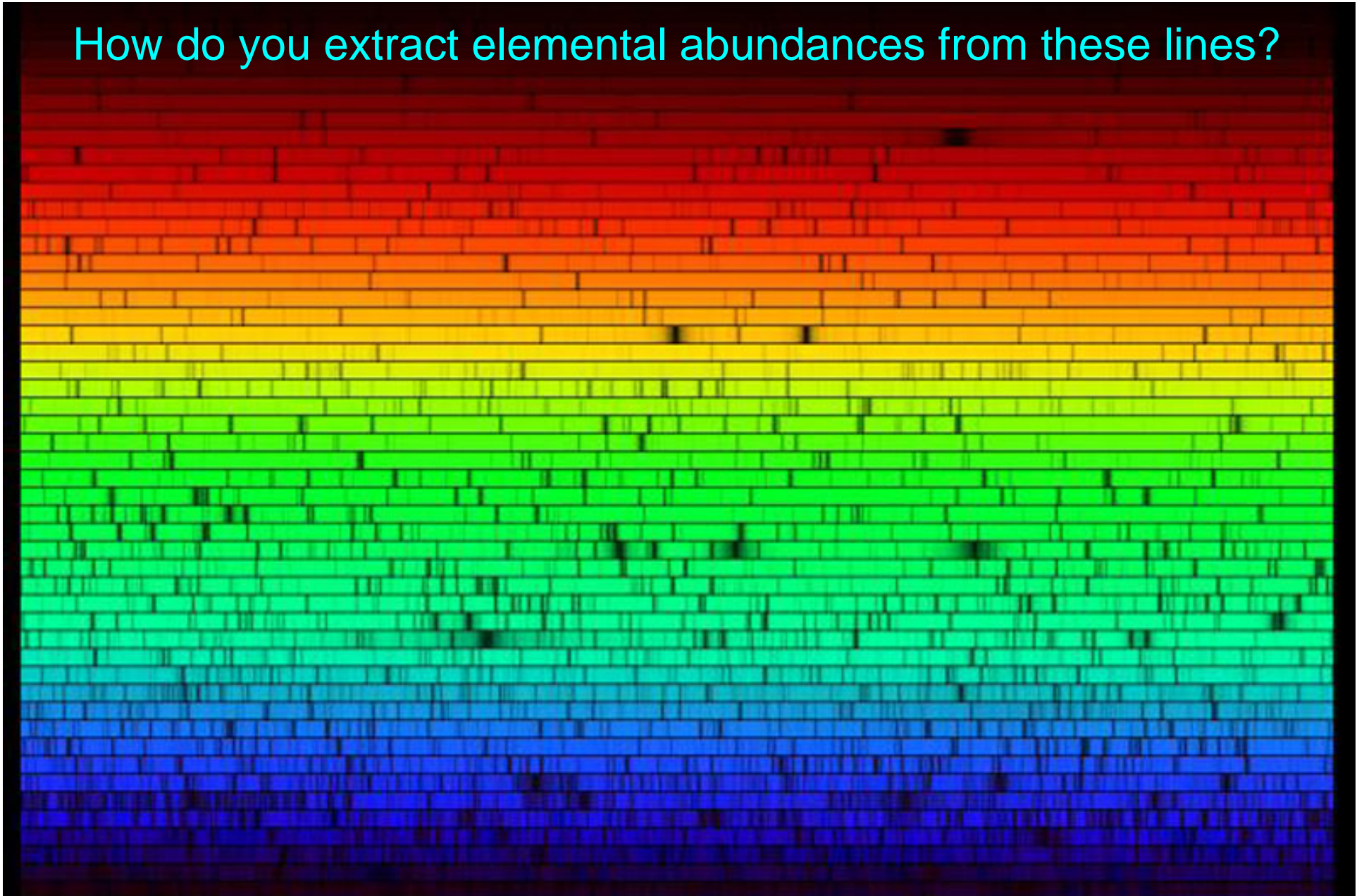
P. North,

Laboratoire d'astrophysique de l'EPFL



1. Introduction

How do you extract elemental abundances from these lines?



What you need first:

- The stellar « identity », i.e. spectral type or photometric classification
- Atmospheric properties → line formation
 1. Effective temperature
 2. Surface gravity
 3. « Metallicity »

The general scheme you will then follow:

- Interpolate in grids of published model atmospheres or compute your own model
- Compute a theoretical (or « synthetic ») spectrum for assumed abundances (e.g. solar ones)
- Compare with observations and iterate on abundances

2. Relevant stellar parameters:

1. **Effective temperature T_{eff}** : T of a blackbody with same L and same R as the real star:

$$L = 4\pi R^2 \sigma T_{\text{eff}}^4$$

2. **Surface gravity**: $g = \frac{GM}{R^2}$

(usually expressed in cgs units and as a decimal log: $\log g$)

3. **Metallicity Z** or **iron content** [Fe/H], and [alpha/Fe]:

$$Z = \frac{\text{mass of elements heavier than He}}{\text{total mass in a unit volume}} \approx 0.018 \quad \text{for the } \odot$$

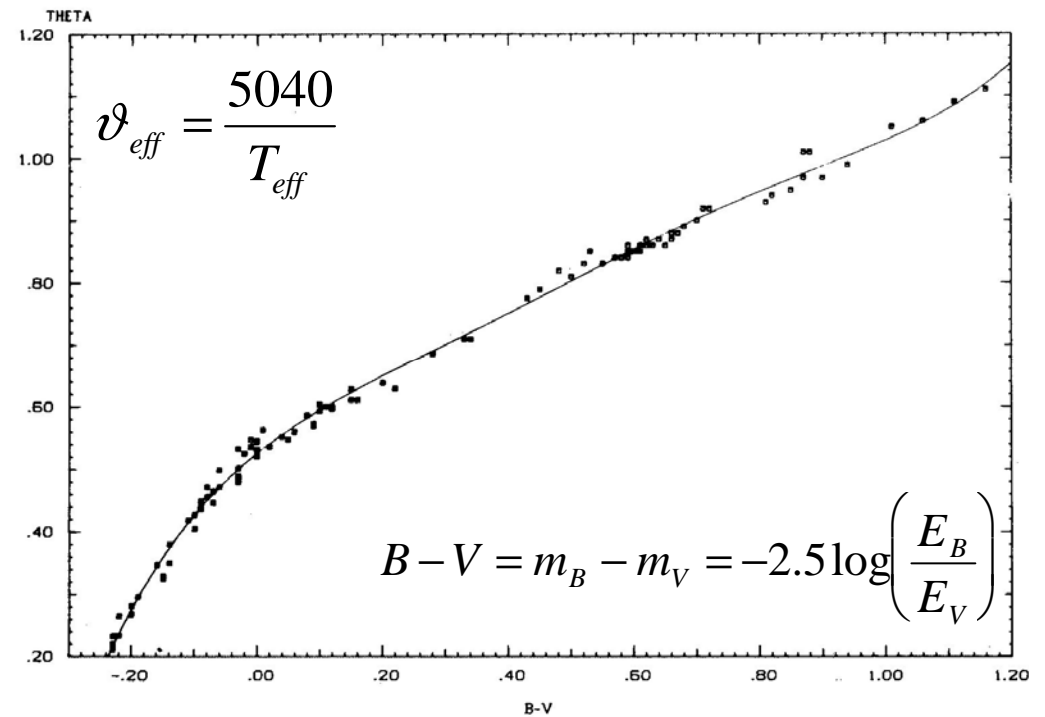
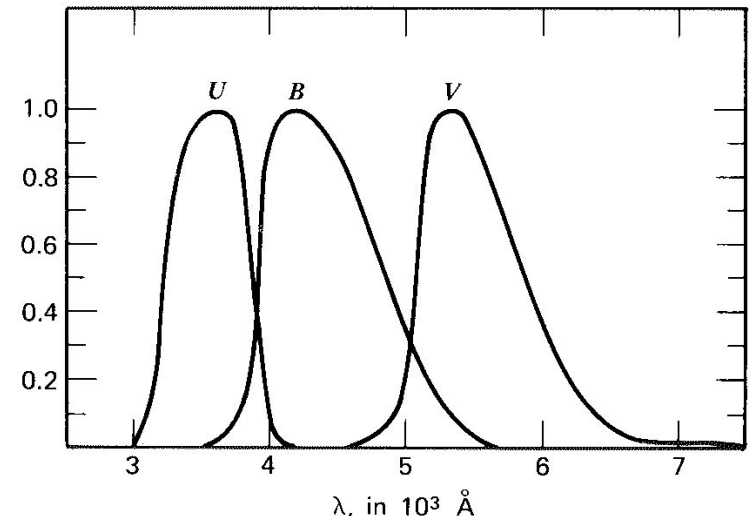
$$\left[\frac{Fe}{H} \right] = \log \left(\frac{N(Fe)}{N(H)} \right)_* - \log \left(\frac{N(Fe)}{N(H)} \right)_{sun}$$

$$\left[\frac{\alpha}{Fe} \right] = \log \left(\frac{N(\alpha)}{N(Fe)} \right)_* - \log \left(\frac{N(\alpha)}{N(Fe)} \right)_{sun} \quad \text{where } \alpha \text{ is an « } \alpha\text{-element »,}$$

i.e. with a nucleus made of an integer number of α particles

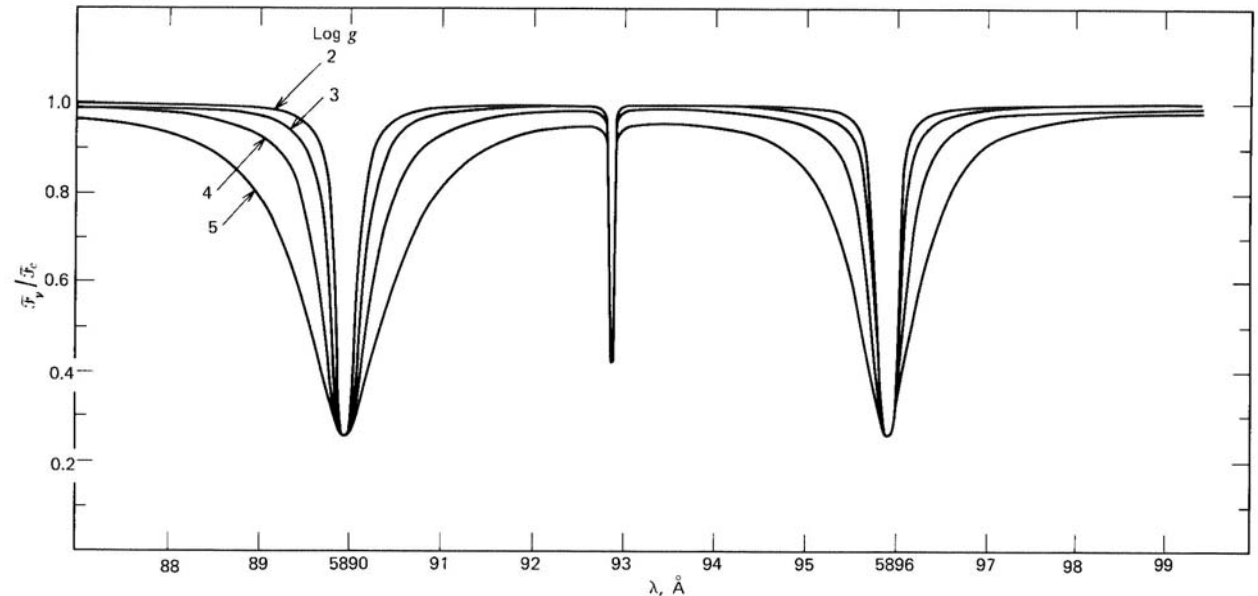
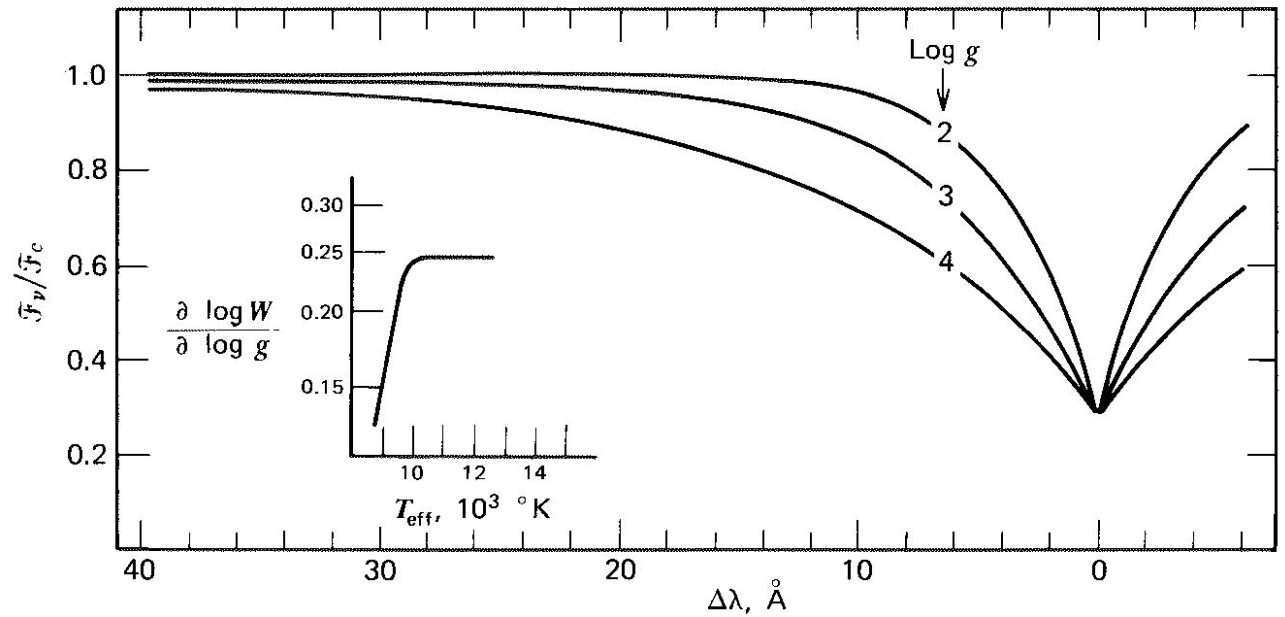
2.1. How to determine T_{eff} ?

- Multicolour photometry calibrated with stars having fundamentally determined T_{eff} :
 - Johnson's UBV
 - Stromgren's uvby
 - Geneva UBV B1 B2 V1 G
- Low resolution spectroscopy: ratios of suitable strong lines $\rightarrow T_{\text{eff}}$ or spectral type + calibration T_{eff} vs spectral type

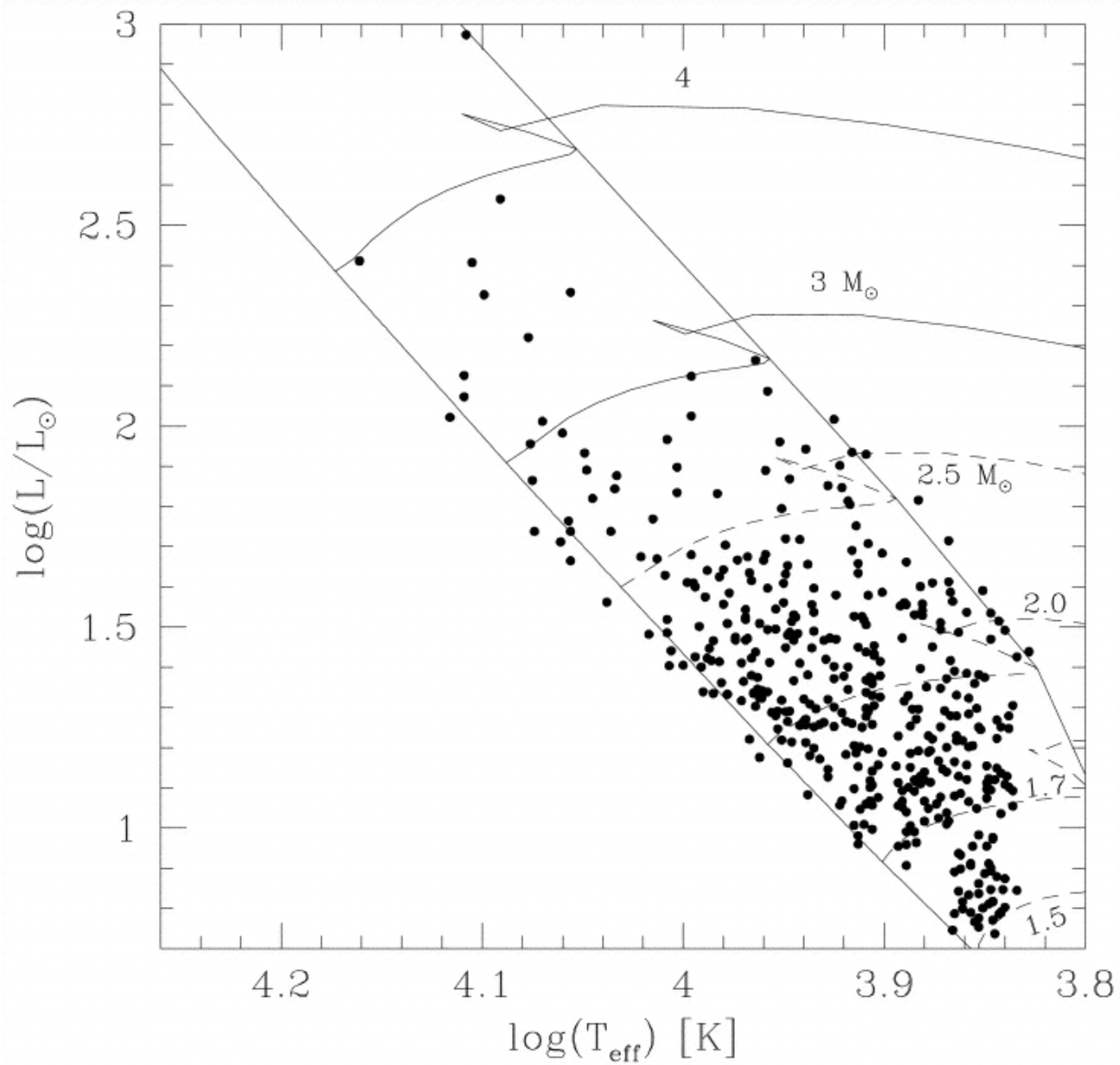


2.2. How to determine logg?

- Spectroscopy:
 - Ratio of Fe II to Fe I lines
 - B-type stars: profile of H Balmer lines
 - Later type stars: profile of strong metallic lines (e.g. Na I D doublet, Ca II infrared triplet)
- Calibrated photometry
- Parallaxes \Rightarrow L, R, (M) \rightarrow g

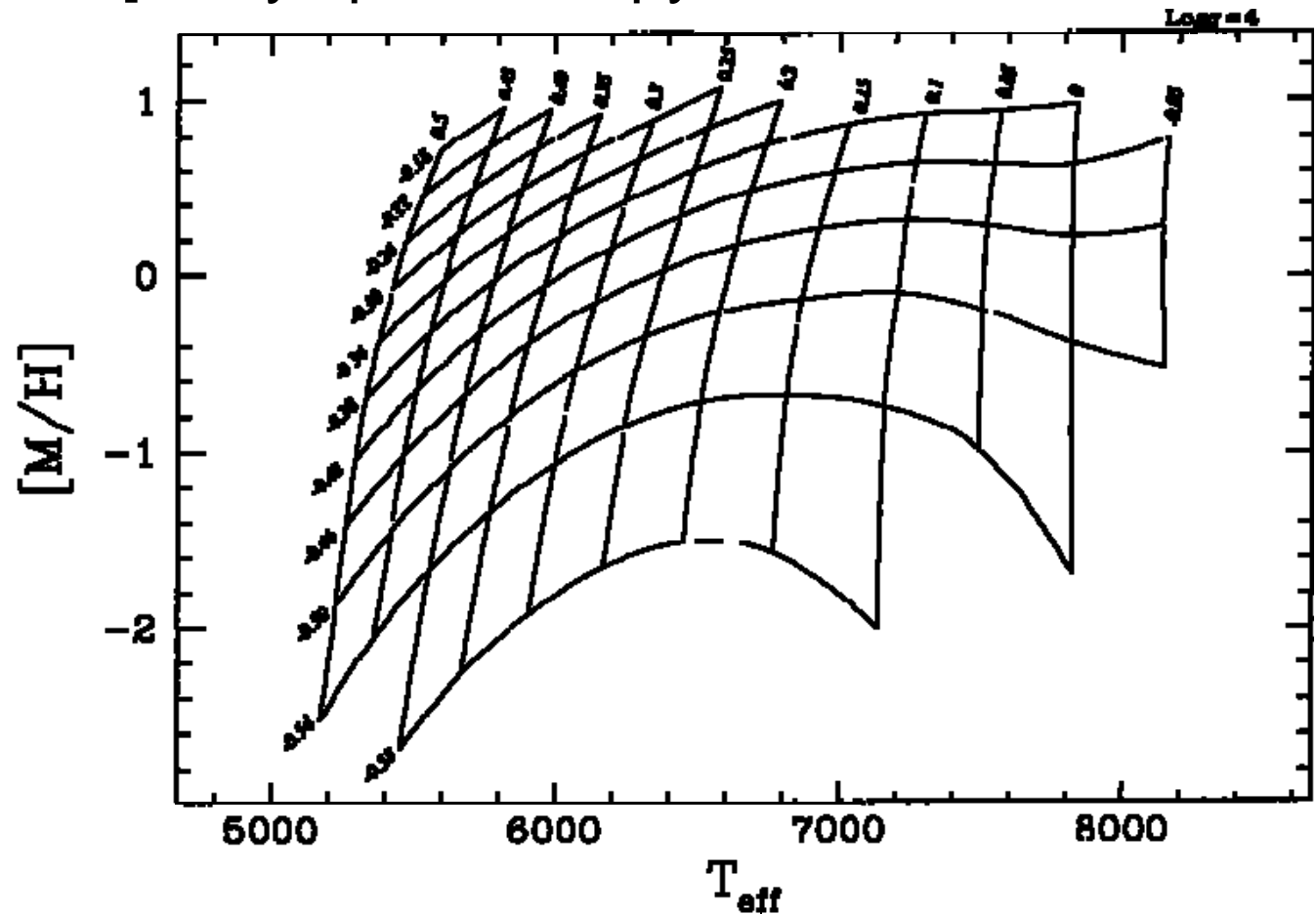


Parallaxes+photometry+Theoretical evolutionary tracks



2.3. How to determine (a first guess of) $[Fe/H]$?

- Calibrated photometry
- Low resolution spectroscopy, e.g. equivalent width of some strong lines
- N.B. for $[\alpha/Fe]$, only spectroscopy will work

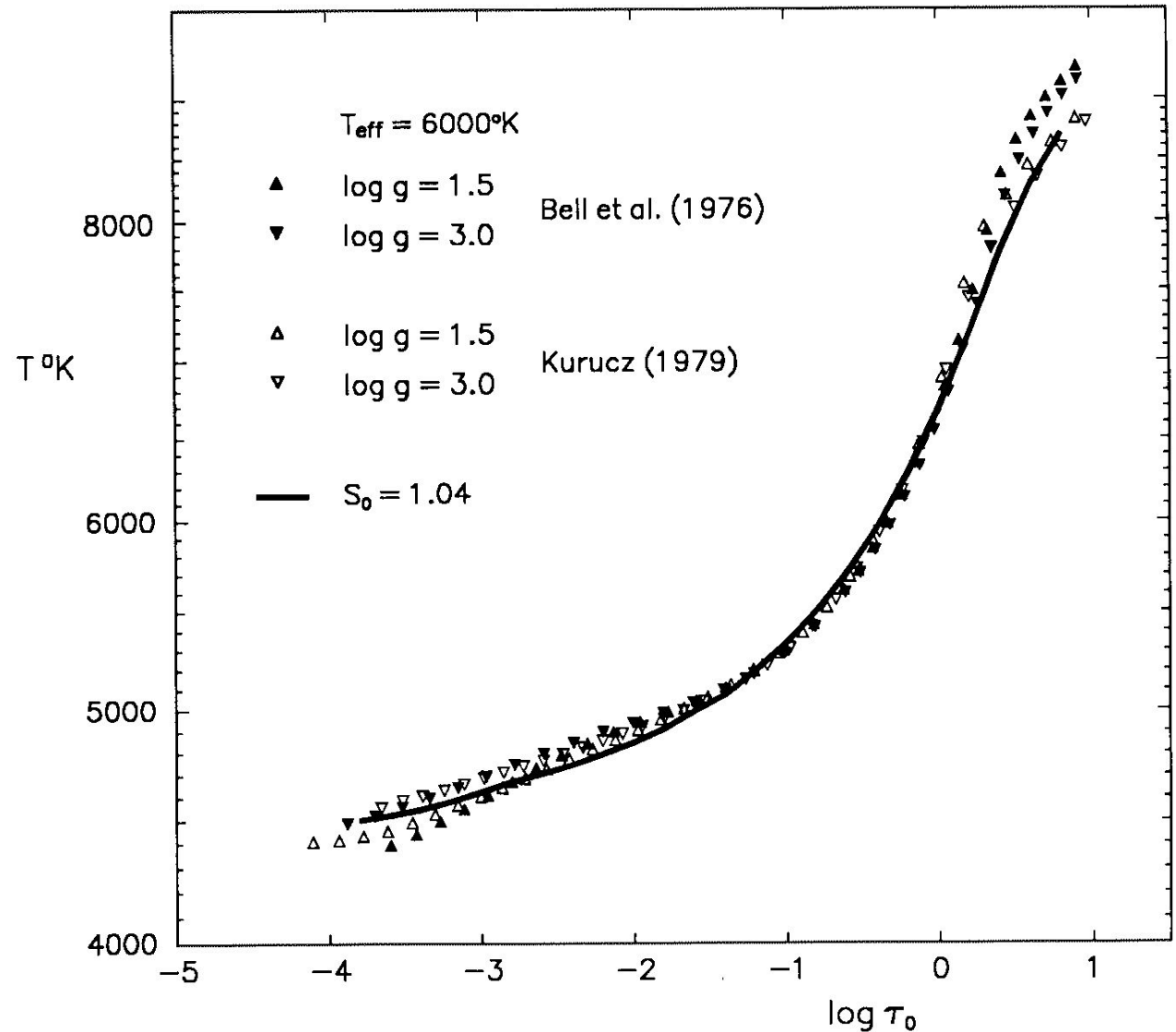


Lines iso-(B2-V1)
and iso- m_2 of the
Geneva
photometric
system

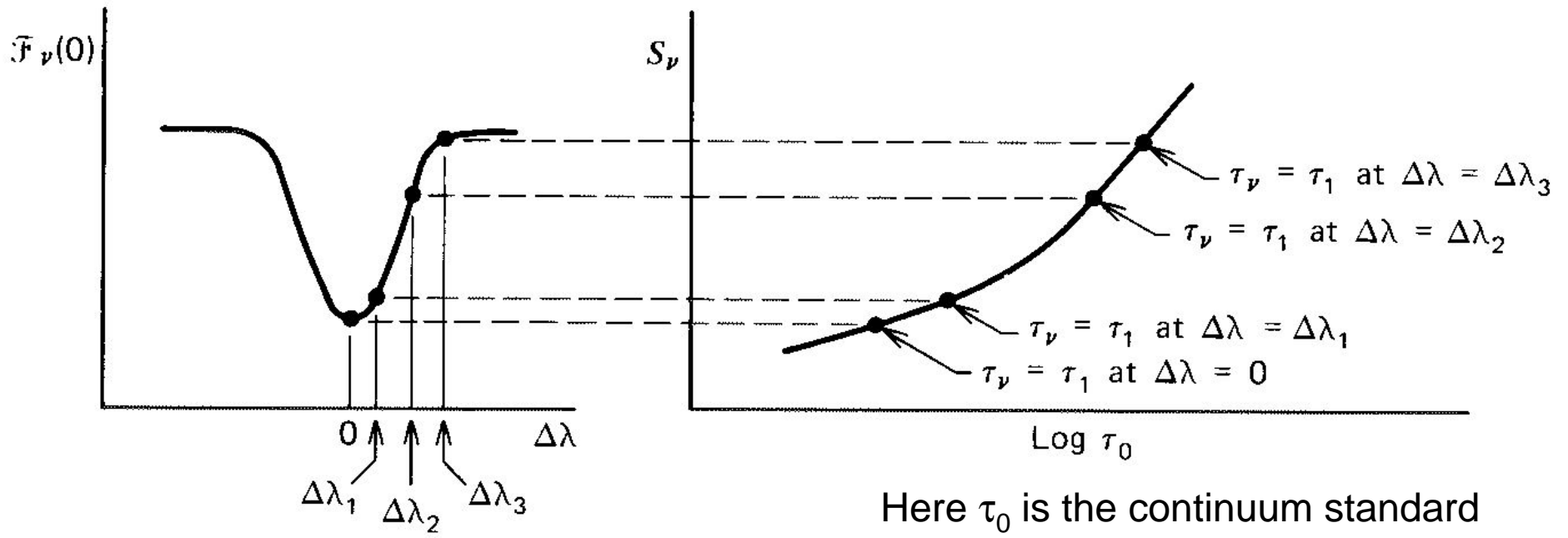
3. Spectral line formation & profile

3.1. Why are « photospheric » lines in absorption?

a) atmospheric structure



- b) Negative T gradient \rightarrow source function \searrow outwards
 \Rightarrow photospheric lines in absorption (similar argument than for limb darkening)



Here τ_0 is the continuum standard optical depth linked with geometric depth (e.g. τ_{5000})

S_ν^l = line source function:
 It reduces to the Planck function
 for Boltzman's statistics

$$S_\nu^l = \frac{j_\nu}{\kappa_\nu} = \frac{2h\nu^3}{c^2} \frac{1}{\frac{g_2 N_1}{g_1 N_2} - 1}$$

- c) Detailed line profile obtained by solution of the **Transfer equation**

$$\frac{dI_\nu}{d\tau_\nu} = -I_\nu + S_\nu$$

Where $S_\nu = \frac{j_\nu^l + j_\nu^c}{\kappa_\nu^l + \kappa_\nu^c}$ is the source function

And $d\tau_\nu = (\kappa_\nu^l + \kappa_\nu^c)\rho dx$ the infinitesimal optical depth.

- I_ν : specific intensity ($\text{erg s}^{-1} \text{cm}^{-2} \text{sterad}^{-1} \text{Hz}^{-1}$)
- j_ν : emissivity ($\text{erg s}^{-1} \text{g}^{-1} \text{sterad}^{-1} \text{Hz}^{-1}$)
- κ_ν : absorption coefficient ($\text{cm}^2 \text{g}^{-1}$)

S_ν can be split into **line** and **continuum** source functions:

$$S_\nu = \frac{S_l + (\kappa_\nu^c / \kappa_\nu^l) S_c}{1 + \kappa_\nu^c / \kappa_\nu^l}$$

3.2. Wanted: appropriate ionization state & energy level

- Enough atoms in the right ionization state (LTE assumption): **Saha's equation**

$$\frac{N_{i+1}N_e}{N_i} = 2 \frac{U_{i+1}}{U_i} \left(\frac{2\pi m_e kT}{h^2} \right)^{3/2} e^{-I_i/kT} \quad \text{with}$$

$$U_i = \sum_n g_{i,n} \exp\left(-\chi_{i,n}/kT\right)$$

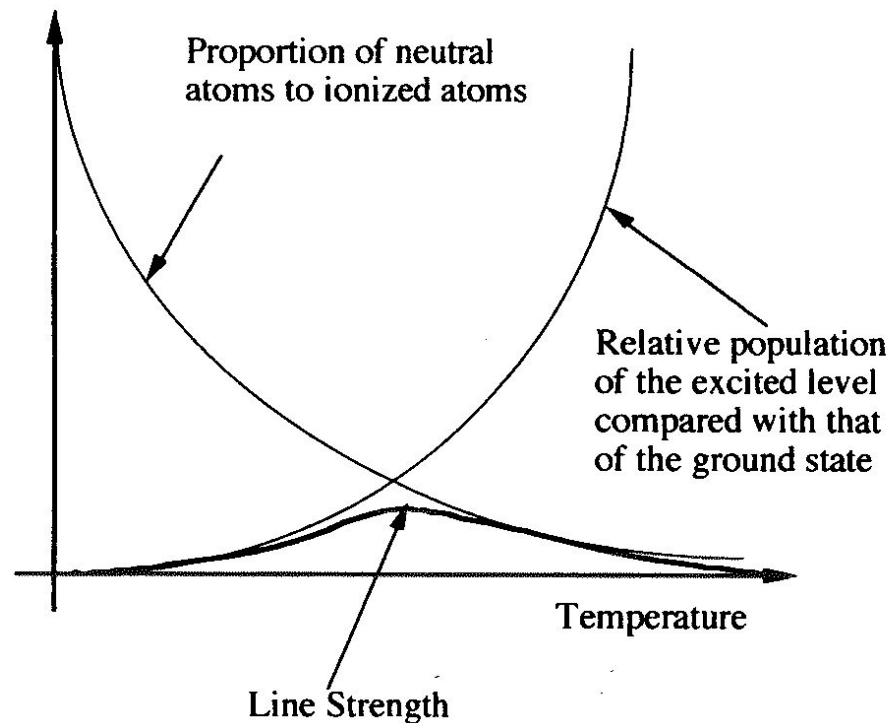
$$\chi_n = E_n - E_1$$

- Enough atoms or ions excited in the right energy level (LTE assumption):

Boltzmann's statistics

$$\frac{N_2}{N_1} = \frac{g_2}{g_1} e^{-(E_2-E_1)/kT}$$

Combination of both →



3.3. Line width: microscopic broadening mechanisms

➤ Natural width: Lorentz' profile

- γ : damping constant
- f : oscillator strength
- ν_0 : line center
- N : number density of absorbing atoms/ions

$$\kappa_\nu \rho = N \frac{\pi e^2}{m_e c} f \frac{\gamma/4\pi^2}{(\nu - \nu_0)^2 + (\gamma/4\pi)^2}$$

- Typical FWHM: $\Delta\lambda \approx 5 \cdot 10^{-4} \text{ \AA}$

➤ Thermal (or Doppler) width: gaussian profile

- Mean abs. coefficient per atom:

$$\alpha_\nu d\nu = \frac{\sqrt{\pi} e^2}{mc} f \frac{1}{\Delta\nu_D} \exp\left[-\left(\frac{\Delta\nu}{\Delta\nu_D}\right)^2\right] d\nu$$

with $\Delta\nu = \nu - \nu_0$

and $\Delta\nu_D = \frac{v_0}{c} v_0 = \frac{v_0}{c} \left(\frac{2kT}{m}\right)^{\frac{1}{2}}$

- In practice, one has to introduce a **microturbulent velocity**:

$$\Delta\nu_D = \frac{v_0}{c} \left(\frac{2kT}{m} + v_{turb}^2\right)^{\frac{1}{2}}$$

- Typical FWHM: $\Delta\lambda \approx 0.4 \text{ \AA}$

- Collisional broadening (van der Waals): damping profile, γ_6 (cool stars)
- Statistical Stark effect: damping profile γ_4 (hot stars, esp. H lines)

Total absorption coefficient per atom:

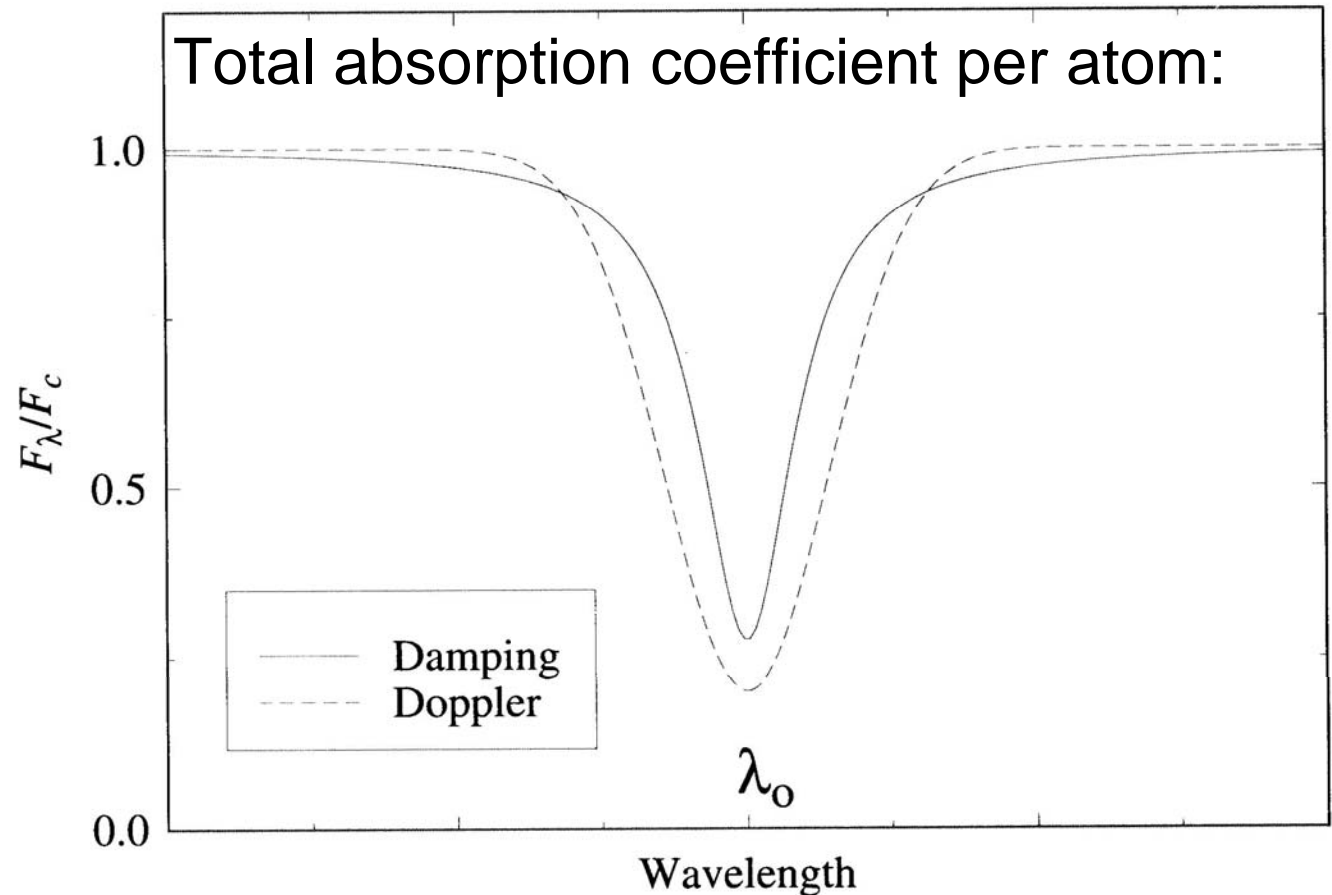
$$\alpha(\text{total}) = \alpha(\text{nat.}) \otimes \alpha(\text{v.d.Waals}) \otimes \alpha(\text{Stark}) \otimes \alpha(\text{thermal})$$

where

$$\gamma = \gamma_{\text{nat}} + \gamma_6 + \gamma_4$$

Convolution of damping and thermal profiles:

Voigt function



4. Curve of growth and abundances

4.1. Equivalent width:

$$W_\lambda = \int_0^\infty \frac{I_c - I_\lambda}{I_c} d\lambda$$

Geometric interpretation: W_λ = width of a rectangular, completely opaque line

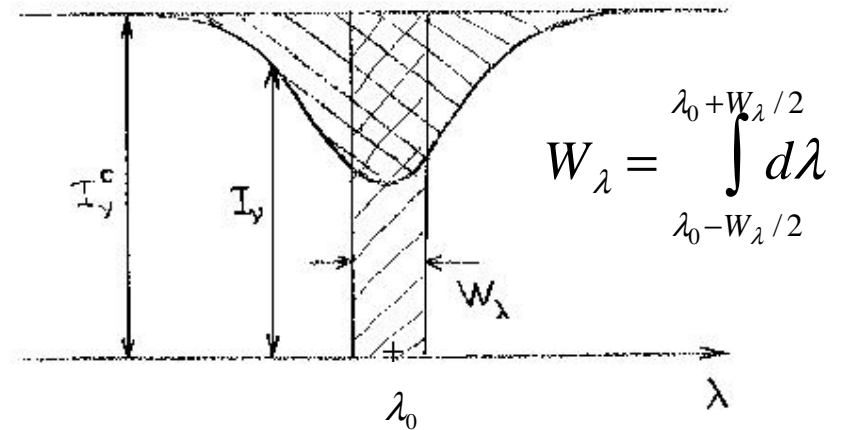
For a 2-component atmosphere
(continuum source + cool layer of depth h),
let the rectified line profile be

$$r(\lambda) = \frac{I_\lambda(0)e^{-[\kappa_l(\lambda) + \kappa_c(\lambda)]h}}{I_\lambda(0)e^{-\kappa_c(\lambda)h}} = e^{-\kappa_l(\lambda)h}$$

then $W_\lambda = \int_0^\infty [1 - r(\lambda)] d\lambda$

For faint lines, $W_\lambda \approx \int_0^\infty \kappa_l(\lambda)h \cdot d\lambda = Nh \int_0^\infty \alpha_\lambda d\lambda = Nh f \frac{\pi e^2}{m_e c} \frac{\lambda^2}{c} \propto Nh f \lambda^2$

where N is the number density of atoms able to absorb the incident radiation



4.2. Shape of the curve of growth

- Weak lines: linear part $W \propto A$
- Stronger lines: «plateau», saturation of Doppler core

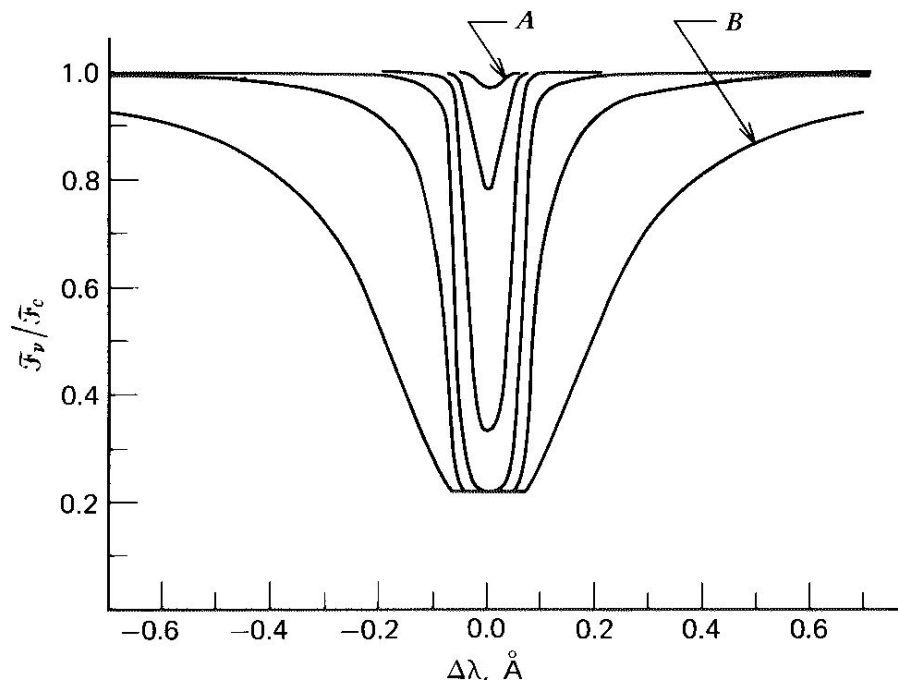
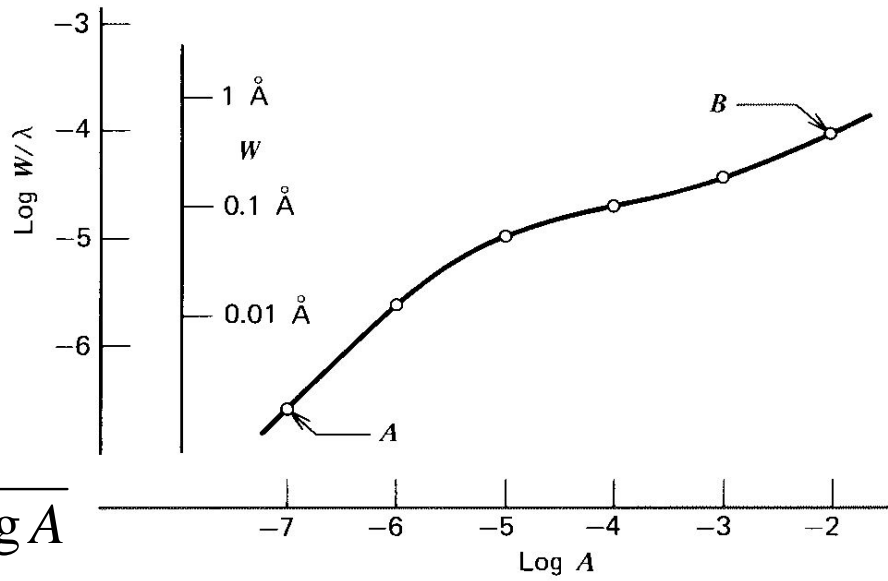
$$W \propto \sqrt{\log A}$$

- Very strong lines: damping wings dominate

$$W \propto \sqrt{A}$$

➤ Small lines are best for abundance determination

➤ Average-strong lines are worst!



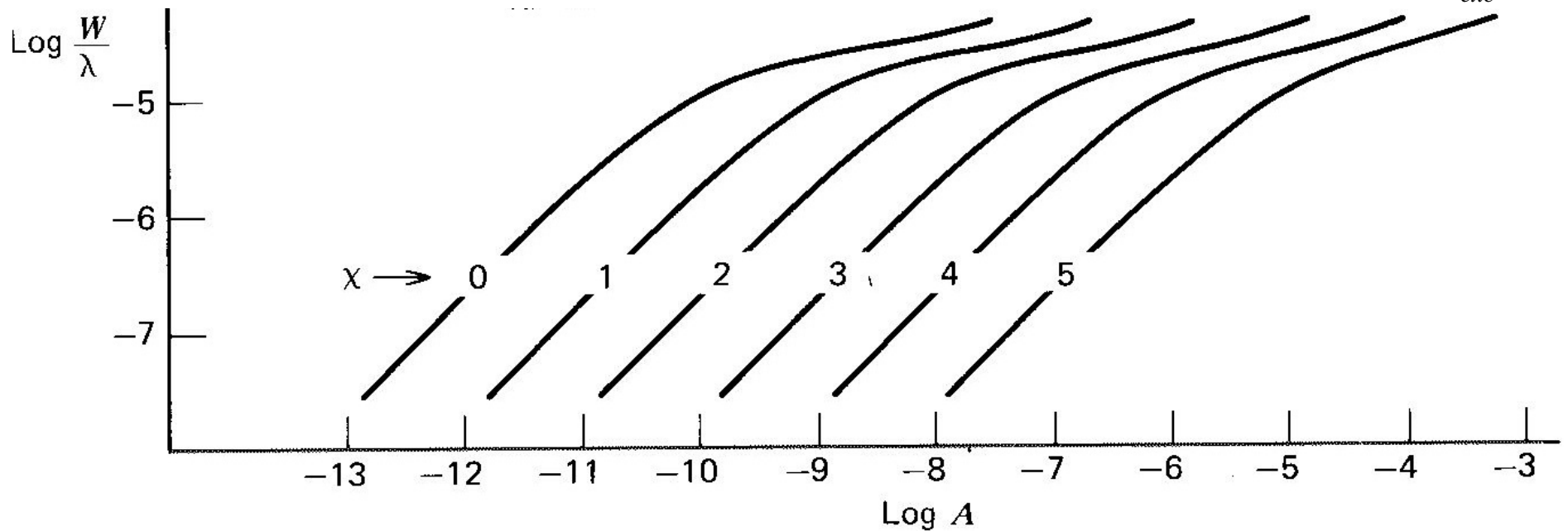
4.3. Towards abundances: the information content of the c.o.g.

$$W_\lambda \propto \frac{\pi e^2}{m_e c^2} \lambda^2 N_{kl} f \quad (\text{weak lines})$$

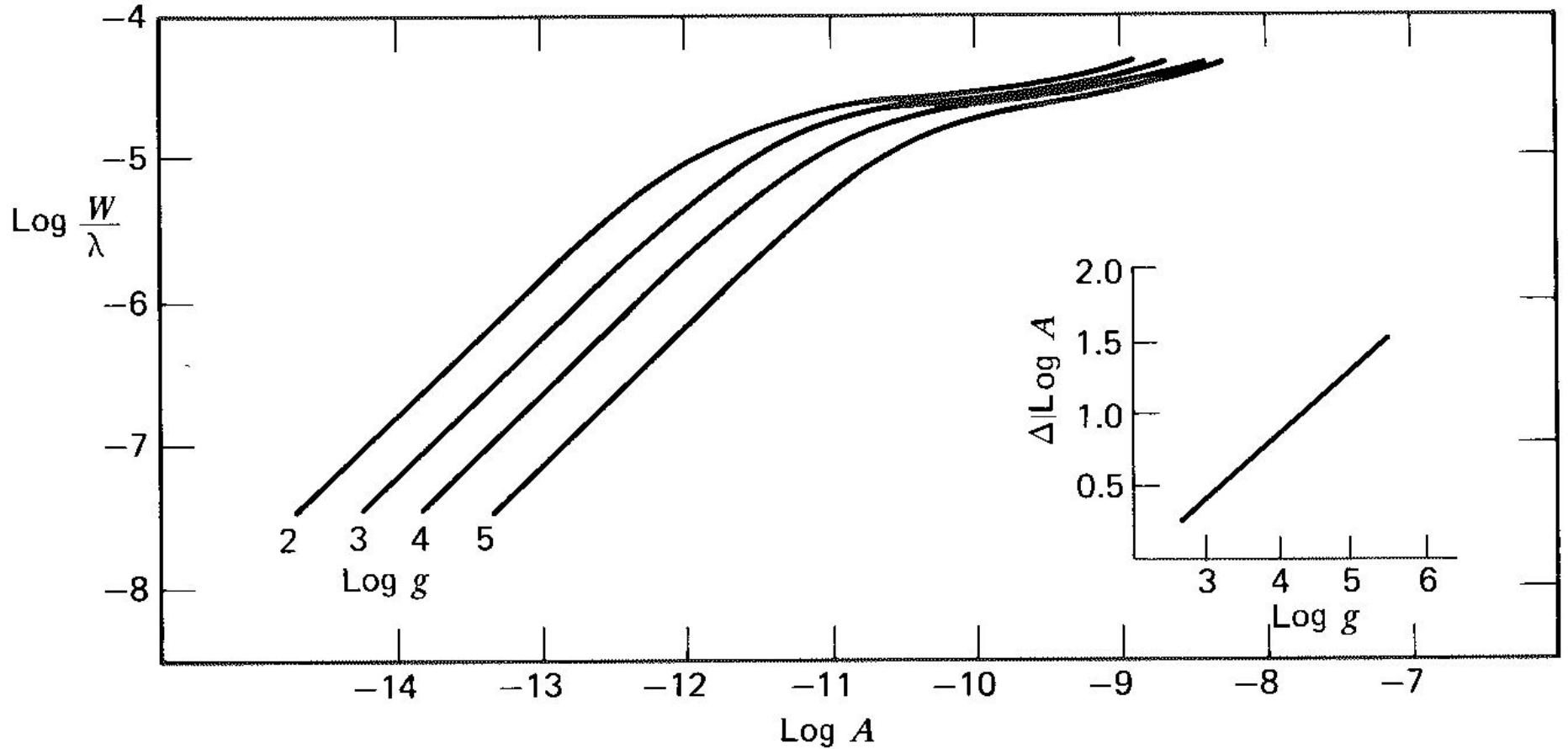
$$N_{kl} = N_k \frac{g_{kl}}{U_k(T)} \exp\left(-\frac{\chi_{kl}}{kT}\right) = A \frac{N_k}{N_E} N_H \frac{g_{kl}}{U_k(T)} \exp\left(-\frac{\chi_{kl}}{kT}\right) \quad \text{with} \quad A = \frac{N_E}{N_H}$$

$$\log\left(\frac{W}{\lambda}\right) = \log\left(\frac{\pi e^2}{m_e c^2} \frac{N_k/N_E}{U_k(T)} N_H\right) + \log A + \log(g_{kl} f \lambda) - \chi_{kl} \theta_{exc} + \text{const}$$

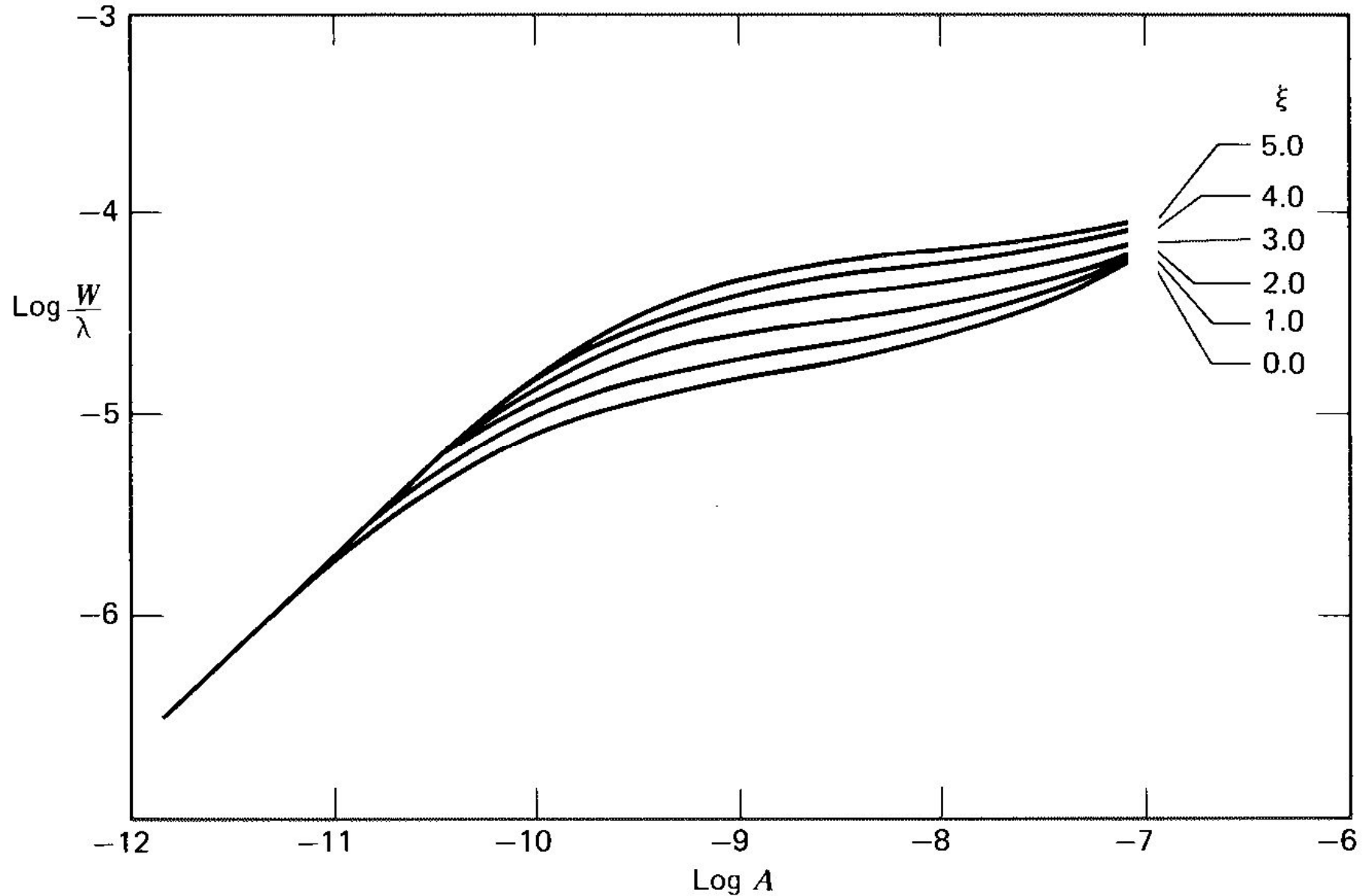
$$\theta_{exc} = \frac{5040}{T_{exc}}$$



Effect of surface gravity on lines of ionized species: due to the 1st term: if ionization $N_k/N_E \nearrow$, $A \searrow$ for a given W/λ



Effect of microturbulence: increase of Doppler width desaturates the lines \Rightarrow strong lines useful to get V_{turb}



Principle of abundance estimate

➤ Compute a theoretical c.o.g. for a given line of a given atom/ion

➤ Observe W of this line → $\log A_0$

That is what codes do implicitly for each line.

If one doesn't want to compute more than 1 c.o.g.:

➤ Observed W of other lines



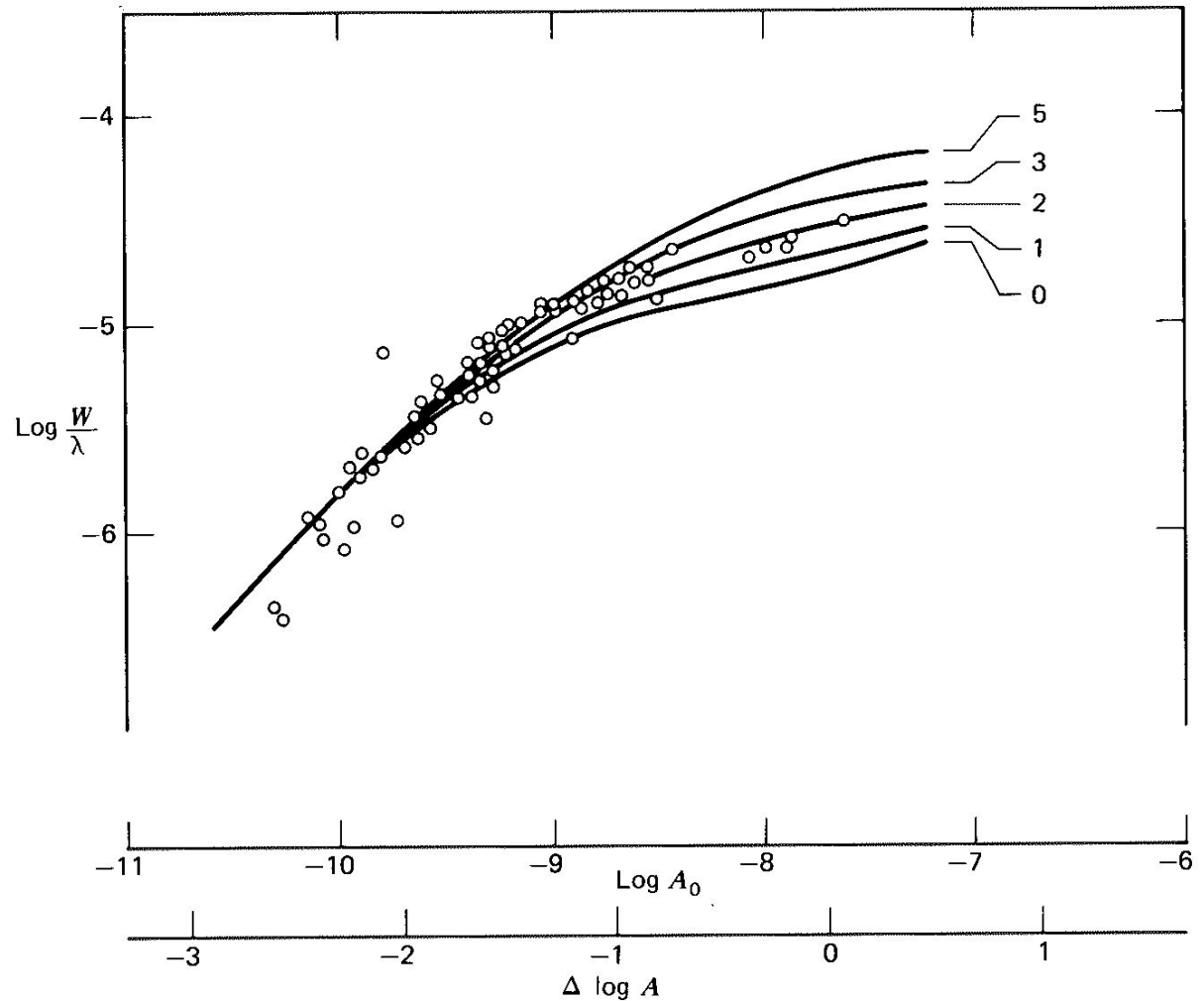
plot $\log(W/\lambda)$ vs $\Delta \log A$



empirical curve of growth



shift that curve onto the theoretical one → shift = $\log A_0$



$$\Delta \log A = \log \left(\frac{gf\lambda}{g_0 f_0 \lambda_0} \right) - \theta_{exc} (\chi - \chi_0)$$

5. Stellar abundances in practice: data and tools needed

- Data needed:
 - Model atmospheres (esp. T - τ relation) for various T_{eff} , $\log g$ and chemical compositions
 - Kurucz models (ETL, plane parallel): very extended grid,
<http://kurucz.harvard.edu/grids.html>
 - MARCS models (ETL, plane parallel): for cool stars (4000 to 8000 K)
<http://marcs.astro.uu.se/>
 - TLUSTY models (NLTE, plane parallel): for hot stars (27500 to 55000 K)
<http://nova.astro.umd.edu/Tlusty2002/tlusty-grids.html>
 - Line data: wavelengths, excitation potentials, oscillator strengths, broadening parameters
<http://ams.astro.univie.ac.at/vald/>
 - Observed spectrum normalized to the continuum, and equivalent widths

- Tools needed:
 - Data reduction software!
 - Iraf, MIDAS and/or instrument-specific pipelines
 - Good procedure for continuum normalization
 - (not so easy!)
 - Code of spectral synthesis, e.g.:
 - Synspec (Hubeny & Lanz) for hot stars
<http://nova.astro.umd.edu/Synspec43/synspec.html>
 - Moog (Snedden) for average and cool stars
<http://verdi.as.utexas.edu/moog.html>
 - Expected precision:
 - Differential abundances (rel. to the sun): $\approx 0.04\text{-}0.05$ dex
 - Absolute abundances: $> 0.1\text{-}0.2$ dex!
- Problems:
- NLTE effects
 - Uncertain or wrong $\log(gf)$ values
 - 3D hydrodynamic models $\rightarrow Z_{\odot}=0.012$ instead of 0.018!

Bibliography:

- D. F. Gray, 2005, « The observation and analysis of stellar photospheres », Cambridge University Press, 3rd ed.
- D. Mihalas, 1978, « Stellar atmospheres », 2nd ed., W. H. Freeman & Co.
- D. Mihalas & B. Weibel-Mihalas, 2000, « Foundations of radiation hydrodynamics »
- C. R. Cowley, 1995, « An introduction to cosmochemistry », Cambridge University Press
- R. P. Kudritzki, H. W. Yorke & H. Frisch, 1988 Saas-Fee course, « Radiation in moving gaseous media », eds. Y. Chmielewski & T. Lanz
- S. J. Adelman & T. Lanz (eds.), 1988, « Elemental abundance analyses », proceedings of the IAU working group on Ap stars Workshop held at the Institut d'Astronomie de l'Université de Lausanne September 7-11, 1987