

QCD Thermodynamics with Domain Wall Fermions

Michael Cheng* for the RBC and HotQCD Collaborations

Columbia University

E-mail: michaelc@phys.columbia.edu

We present our recent studies of the pseudo-critical temperature, T_c , of QCD using domain wall fermions. Domain wall fermions have the advantage that they preserve exact $SU(2)$ chiral symmetry at finite lattice spacing in the limit that $L_s \rightarrow \infty$. The RBC Collaboration has performed a set of dynamical calculations at $L_s = 32$ and $N_t = 8$ using the Iwasaki gauge action with two light quarks ($m_l a = 0.003$) and one strange quark ($m_s a = 0.037$). A clear signal for the crossover transition can be seen in the light chiral susceptibility, as well as in the Wilson line. However, at $L_s = 32$, the residual chiral symmetry breaking is not yet fully under control. We also present preliminary results from the HotQCD Collaboration with $N_t = 8$ and $L_s = 96$, where the effects of the residual chiral symmetry breaking are reduced compared to $L_s = 32$.

The XXVI International Symposium on Lattice Field Theory

July 14-19 2008

Williamsburg, Virginia, USA

*Speaker.

1. Introduction

The location and nature of the QCD phase transition has been extensively studied using lattice techniques with various different fermion actions [1, 2, 3, 4]. Recently, the most detailed studies of the transition temperature have been performed with different variants of the staggered fermion action [1, 2, 3], which do not preserve the full chiral symmetry of QCD at finite lattice spacing. Domain Wall Fermions (DWF) on the other hand, allow the realization of exact chiral symmetry on the lattice, at the cost of introducing of an auxiliary fifth dimension.

A study of the transition temperature with domain wall fermions was done for $N_t = 4, 6$ [4]. However, it was found that at such coarse lattice spacings, the DWF formulation begins to break down, with unphysical effects that prevent the extraction of a reliable estimate of T_c .

In this work, we present a study by the RBC Collaboration of the pseudo-critical temperature, T_c , with domain wall fermions with $N_t = 8$ and fifth-dimensional extent $L_s = 32$. It is hoped that, at the finer lattice spacings needed for $N_t = 8$, the large lattice artifacts that appear at $N_t = 4, 6$ are under better control. We also present preliminary results from the HotQCD Collaboration with domain wall fermions at $N_t = 8$ with $L_s = 96$.

2. Simulation Details at $L_s = 32$

For our study we utilize the standard DWF action with an Iwasaki gauge action. The behavior of DWF at zero temperature has been extensively studied for this combination of actions; see refs. [5, 6] for more details.

The Rational Hybrid Monte Carlo (RHMC) algorithm [7, 8], an exact algorithm that satisfies detailed balance and reversibility, is used to generate the gauge configurations. A three-level nested Omelyan integrator is used in the molecular dynamics evolution, with $\lambda = 0.22$. The length of the molecular dynamics trajectories between Metropolis steps is chosen to be $\tau = 1$. The step size is tuned to achieve an acceptance rate of approximately 75%. A spatial volume of 16^3 is used for the finite temperature ensembles with $N_t = 8$. For each value of the gauge coupling, we use a fixed value for the bare light and strange quark masses ($m_l a = 0.003$ and $m_s = 0.037$).

1200 molecular dynamics trajectories were also generated at $\beta = 2.025$ with a volume of $16^3 \times 32$ and $L_s = 32$, at the same quark masses used for the finite temperature ensembles. These configurations were used to calculate the static quark potential, as well as the meson spectrum.

From the static quark potential, we obtain a value for the Sommer parameter, $r_0/a = 3.08(9)$. Using $r_0 = 0.469(7)$ fm., this indicates a lattice scale of $a^{-1} \approx 1.3$ GeV at $\beta = 2.025$. The meson spectrum measurements, give a pion mass $m_\pi \approx 310$ MeV, while the kaon mass is within 10% of the physical value.

3. Finite Temperature Observables

The observables that we use to probe the chiral properties at a given temperature are the light and strange quark chiral condensates ($\langle \bar{\psi} \psi_l \rangle$, $\langle \bar{\psi} \psi_s \rangle$), and the disconnected part of the chiral susceptibility (χ_l, χ_s). They are defined as:

$$\langle \bar{\psi} \psi_q \rangle = \frac{\partial \ln Z}{\partial m_q} = \frac{1}{N_s^3 N_t} \langle \text{Tr}(M_q^{-1}) \rangle \quad (3.1)$$

$$\chi_q = \langle (\bar{\psi} \psi_q)^2 \rangle - \langle \bar{\psi} \psi_q \rangle^2 \quad (3.2)$$

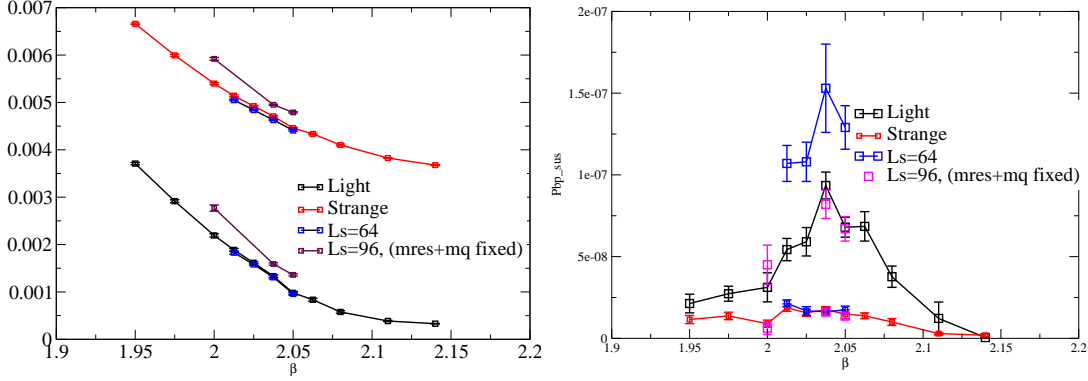


Figure 1: On the left, $\langle \bar{\psi}\psi \rangle$ for $L_s = 32, 64, 96$. On the right, the disconnected chiral susceptibility for $L_s = 32, 64, 96$.

On all of our finite temperature configurations, we measure both the light and strange chiral condensates every fifth trajectory, using 5 random sources per configuration to estimate $Tr(M_q^{-1})$.

Figure 1 shows the chiral condensate and the disconnected part of the chiral susceptibility, respectively. Examining the light and strange chiral condensate, it is difficult to precisely locate an inflection point, which is the signal for a thermal crossover. However, we can use the disconnected chiral susceptibility, a measure of the fluctuations in the chiral condensate. As seen in figure 1, there is a clear peak in the light disconnected susceptibility. The results for the chiral condensates and the associated susceptibilities are summarized in table 1. Fits to the peak region indicate that $\beta_c = 2.041(5)$.

We also measure the observables that probe confinement, i.e. the Wilson line and its associated susceptibility. These are defined as:

$$\langle W \rangle = \frac{1}{N_s^3} \sum_{\mathbf{x}} Tr \left(\prod_{t=0}^{N_t-1} U_{\mathbf{x},t} \right); \quad \chi_W = \langle W^2 \rangle - \langle W \rangle^2. \quad (3.3)$$

The results for the Wilson line and Wilson line susceptibility are also given in table 1.

4. Residual Mass

One of the primary drawbacks of the current calculation is the rather large residual chiral

β	Traj.	$\langle \bar{\psi}\psi_l \rangle (10^{-3})$	$\chi_l (10^{-8})$	$\langle \bar{\psi}\psi_s \rangle (10^{-3})$	$\chi_s (10^{-8})$	$\langle W \rangle (10^{-3})$	$\chi_W (10^{-4})$
1.95	745	3.71(3)	2.13(57)	6.66(2)	1.15(25)	4.40(62)	1.15(10)
1.975	1100	2.92(3)	2.73(46)	5.99(2)	1.37(23)	5.44(42)	1.42(10)
2.00	1275	2.19(3)	3.12(89)	5.40(1)	0.90(22)	6.52(47)	1.32(10)
2.0125	2150	1.89(3)	5.43(68)	5.14(2)	1.88(23)	9.02(53)	1.46(5)
2.025	2210	1.62(3)	5.91(87)	4.92(2)	1.56(21)	10.18(61)	1.45(8)
2.0375	2690	1.33(3)	9.35(82)	4.71(2)	1.76(18)	13.61(55)	1.43(6)
2.05	3015	0.98(3)	6.80(61)	4.46(2)	1.48(26)	16.77(71)	1.56(7)
2.0625	2105	0.84(3)	6.85(90)	4.34(2)	1.38(18)	18.22(86)	1.72(9)
2.08	1655	0.58(3)	3.77(65)	4.10(3)	1.00(21)	25.91(129)	1.78(11)

Table 1: Summary of finite temperature observables, as well as the number of trajectories generated.

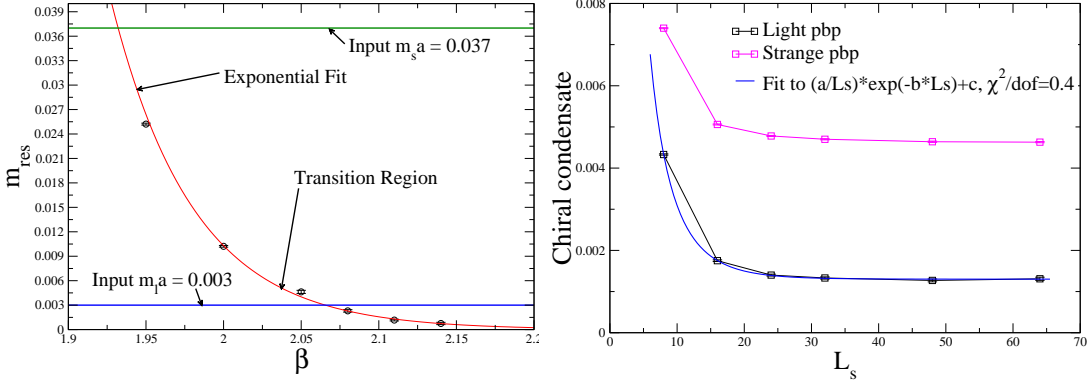


Figure 2: On the left, the dependence of m_{res} on β . On the right, the dependence of $\langle \bar{\psi}\psi \rangle$ on L_s at fixed input quark mass $m_q a = 0.003$ at $\beta = 2.0375$.

symmetry breaking for the parameters that we employ. This manifests itself in a value for the residual mass, m_{res} which is larger than the input light quark mass, $m_l a = 0.003$ over almost the entire range of parameters in our calculation.

We have measured m_{res} at $\beta = 2.025$ on the $16^3 \times 32$ zero temperature ensemble, which gives $m_{res} = .00665(8)$. We have also measured the residual mass on the finite temperature lattices. These measurements agree well with measurements on zero temperature lattices at nearby β .

Figure 2 shows how m_{res} varies with β . As we can see, m_{res} has a strong, exponential dependence on β . While we have chosen the input light quark mass $m_l = 0.003$ to be fixed at the different β , the exponential dependence of m_{res} means that the effective light quark mass, $m_q = m_l + m_{res}$ changes significantly in the crossover region, from $m_q \approx .0075$ at $\beta = 2.05$ up to $m_q \approx .013$ at $\beta = 2.00$.

5. Chiral observables at varying L_s

The shifting of the quark mass with β results in a distortion of the shape of the susceptibility curves that we use to locate the crossover transition. In order to understand how this varying mass affects our results, we have measured the partially quenched chiral condensate with different L_s and m_l at various β . In particular, we choose $L_s = 64$ with the same input light quark, $m_l = 0.003$, while for $L_s = 96$, we vary the input quark mass so that the total effective quark mass m_q approximately matches that for $L_s = 32$ at the chosen value of β . For one value of the gauge coupling ($\beta = 2.0375$), we measure $\bar{\psi}\psi$ with many choices of valence L_s and fixed input quark masses $(m_l, m_s) = (0.003, 0.037)$. Table 2 give the results of these measurements. Figure 1 shows the results with valence $L_s = 64$ and $L_s = 96$ in context with the $L_s = 32$ results.

From Figure 1, we see that holding the input quark mass fixed at $m_l = 0.003$, while reducing m_{res} by setting $L_s = 64$ does not have a significant effect on the chiral condensate. On the other hand, with a larger input quark mass and $L_s = 96$, the chiral condensate shifts appreciably. Figure 2 shows the dependence of $\langle \bar{\psi}\psi \rangle$ on L_s at $\beta = 2.0375$. For small values of L_s , there is a strong dependence, but the chiral condensate quickly plateaus to an approximately constant value for $L_s = 32, 64$, even though m_{res} is still changing significantly in this region.

In contrast to the chiral condensate, the disconnected part of the chiral susceptibility depends on the total effective quark mass, $m_q = m_l + m_{res}$. As seen in figure 1, when the total quark mass

L_s	β	m_l	$\langle \bar{\psi}\psi_l \rangle (10^{-3})$	$\chi_l (10^{-8})$	m_s	$\langle \bar{\psi}\psi_s \rangle (10^{-3})$	$\chi_s (10^{-8})$
8	2.0375	0.003	4.33(2)	2.39(22)	0.037	7.40(1)	1.43(15)
16			1.75(2)	4.05(40)		5.05(1)	1.46(16)
24			1.40(2)	5.89(63)		4.78(1)	1.51(18)
48			1.28(3)	11.4(14)		4.65(1)	1.58(20)
64	2.0125	0.003	1.83(4)	10.7(9)	0.037	5.05(2)	2.15(21)
	2.025		1.58(3)	10.8(11)		4.84(2)	1.67(25)
	2.0375		1.31(4)	15.3(25)		4.63(1)	1.63(20)
	2.05		0.96(3)	12.9(14)		4.41(2)	1.74(25)
96	2.025	0.0078	2.03(2)	5.59(92)	0.0418	5.29(1)	1.27(20)
	2.0375	0.0063	1.59(2)	8.22(75)	0.0403	4.95(1)	1.61(19)
	2.05	0.0070	1.36(3)	6.70(62)	0.0410	4.79(2)	1.35(20)

Table 2: Partially quenched measurements of $\langle \bar{\psi}\psi \rangle$ at different L_s, β, m_l .

is changed at $L_s = 64$, the chiral susceptibility differs significantly from the measurements at $L_s = 32$. However, when we keep the total quark mass $m_l + m_{res}$ fixed at $L_s = 96$, the resulting chiral susceptibility agrees with $L_s = 32$. Thus, while the chiral condensate is sensitive to the relative contributions from the input quark mass and the residual mass, the chiral susceptibility is a function of only the total quark mass, $m_q = m_l + m_{res}$.

6. Determining T_c at $L_s = 32$

While the peak in the light chiral susceptibility is well-determined to be $\beta_c = 2.041(5)$, there are several issues that need to be addressed in extracting a physical value for the pseudo-critical temperature, T_c .

Since m_{res} changes so drastically as a function of β , the chiral susceptibility curve is distorted by the changing light quark mass. Taking a simple ansatz $\chi_l \sim 1/m_q$, we can adjust our data so that the bare quark mass is fixed as β varies. This adjustment shifts β_c to stronger coupling, $\beta_c = 2.031(5)$.

We have determined the lattice scale at $\beta = 2.025$, which differs slightly from $\beta_c = 2.031(5)$. Using a simple interpolation between our result at $\beta = 2.025$ and the results at weaker coupling[9], we obtain $r_0/a = 3.12(13)$ at $\beta = \beta_c$. The results in ref. [9] also indicate that chiral extrapolation and finite-volume effects add 4% to this value, giving $r_0/a = 3.25(18)$, where the error bar has been artificially inflated to include this 4% in the uncertainty.

Since this calculation is done only at $N_t = 8$ and at one set of quark masses, we cannot perform either the chiral or continuum extrapolation needed to obtain a value for T_c at physical quark masses in the continuum. From ref. [1], we can estimate the effect of the chiral extrapolation to the physical quark masses to be about 5%. Ref. [1] also found that the effect of the continuum extrapolation is approximately 5%, although it is obtained using the p4 action. For our purposes, we estimate the error from the lack of continuum and chiral extrapolations to be 10%.

Taking these errors into account, we obtain a value of $T_c r_0 = .406(23)(41)$, or $T_c = 171(10)(17)$ MeV, where the first error bar takes into account all the systematic errors outlined above except for the chiral and continuum extrapolation, which are reflected in the second error.

β	Trajectories	$m_l a$	$m_s a$	$\langle \bar{\psi} \psi \rangle (10^{-3})$	$\chi_l (10^{-8})$	$\langle W \rangle (10^{-3})$	$\chi_w (10^{-4})$
1.9875	1395	0.00250	0.0407	2.15(3)	8.7(14)	6.1(5)	1.34(9)
2.00	1485	0.00325	0.0415	1.97(3)	8.2(12)	5.4(6)	1.29(9)
2.0125	1425	0.00395	0.0422	1.68(3)	10.1(17)	9.4(6)	1.59(11)
2.025	1730	0.00435	0.0426	1.64(2)	8.3(11)	9.6(6)	1.45(8)
2.0375	1630	0.00485	0.0431	1.33(3)	9.5(10)	13.6(6)	1.45(9)
2.05	1565	0.00525	0.0435	1.21(2)	6.7(10)	14.4(6)	1.43(9)

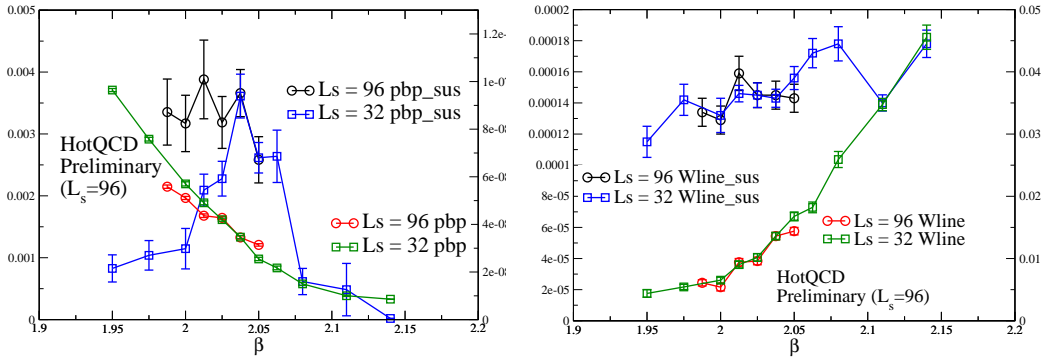
Table 3: Finite temperature observables for $L_s = 96$

7. Results at $L_s = 96$

The primary drawback of the RBC Collaboration's calculation just described is the rapidly changing residual mass as a function of β in the transition region. As we have discussed, this means that the effective quark masses in the strong coupling side of β_c are significantly larger than those on the weak coupling side. This has the effect of distorting the shape of the chiral susceptibility peak in the $L_s = 32$ calculation, making the peak appear sharper and at weaker coupling than if we worked at fixed quark mass.

The HotQCD Collaboration's calculation seeks to address this flaw by working at $L_s = 96$. Utilizing $L_s = 96$ reduces m_{res} approximately by a factor of 3. It also allows us to choose the input quark masses ($m_l a$ and $m_s a$) so that the total effective quark mass ($(m_l + m_{res})a$ and $(m_s + m_{res})a$) are the same at each value of β that is used. For this calculation, the light quark mass is chosen to be 1/6 the strange quark mass at each value of β , where the strange quark is chosen to be approximately physical. The corresponding bare quark masses are given in table 3. Otherwise, the lattice actions, the spatial volume, and the molecular dynamics algorithm used are all identical to those used at $L_s = 32$.

Table 3 gives preliminary results for the chiral condensates, wilson line, and their susceptibilities. These results are also presented in figure 3. As expected, working at fixed quark mass results in a chiral susceptibility where the peak is broader and much harder to resolve. In addition, there are some indications that β_c is at stronger coupling at $L_s = 96$ compared to $L_s = 32$, as expected, but the statistical error makes this far from a certain conclusion.

**Figure 3:** On the left, a comparison between $L_s = 32$ and $L_s = 96$ of the light quark chiral condensate and chiral susceptibility. On the right, the same comparison for the Wilson line and its susceptibility.

8. Conclusions and Outlook

We have presented two studies of the critical region of finite temperature QCD using domain wall fermions at $N_f = 8$. The calculation at $L_s = 32$ by the RBC uses observables related to chiral symmetry (i.e. chiral condensate and disconnected chiral susceptibility), to calculate the crossover transition temperature, giving the result $T_{cr0} = .406(23)(41)$. or $T_c = 171(10)(17)$ MeV.

The second calculation by the HotQCD calculation improves upon the RBC calculation by using $L_s = 96$ to further reduce the residual chiral symmetry breaking, while tuning the input quark masses so that the total bare quark mass (including m_{res}) is fixed at each different value of β . However, preliminary results show that the peak is less sharply resolved compared to $L_s = 32$, so no reliable estimate for β_c can yet be obtained.

Data at a few additional β at both stronger and weaker coupling are needed to better resolve the shoulders of the chiral susceptibility peak (if indeed such a peak exists). In addition, a zero temperature calculation to determine the lattice scale needs to be done in order to obtain a physical value for T_c in MeV.

References

- [1] M. Cheng *et al.*, Phys. Rev. **D74**, 054507 (2006), hep-lat/0608013.
- [2] C. Bernard *et al.* (MILC), Phys. Rev. **D71**, 034504 (2005), hep-lat/0405029.
- [3] Y. Aoki, Z. Fodor, S. D. Katz, and K. K. Szabo, Phys. Lett. **B643**, 46 (2006), hep-lat/0609068.
- [4] P. Chen *et al.*, Phys. Rev. **D64**, 014503 (2001), hep-lat/0006010.
- [5] D. J. Antonio *et al.* (RBC and UKQCD) (2007), arXiv:0705.2340 [hep-lat].
- [6] C. Allton *et al.* (2008), 0804.0473.
- [7] M. A. Clark, A. D. Kennedy, and Z. Sroczynski, Nucl. Phys. Proc. Suppl. **140**, 835 (2005), hep-lat/0409133.
- [8] M. A. Clark and A. D. Kennedy, Phys. Rev. Lett. **98**, 051601 (2007), hep-lat/0608015.
- [9] M. Li, PoS **LAT2006**, 183 (2006), hep-lat/0610106.

Acknowledgments

The work presented here by the RBC Collaboration used computational resources provided by the U.S. Department of Energy, Brookhaven National Lab, Columbia University, and RIKEN. The work presented by the HotQCD Collaboration was made possible by computational resources provided by the Lawrence Livermore National Lab and the NNSA. Both projects utilized resources at the New York Center for Computational Sciences at Stony Brook University/Brookhaven National Lab, which is supported by the U.S. DOE under Contract No. DE-AC02-98CH10886 and by the state of New York. This work was also supported in part by U.S. DOE grand number DE-FG02-92ER40699.