

The COSPIX mission: focusing on the energetic and obscured Universe

P. Ferrando^{1,2}, A. Goldwurm^{1,2}, P. Laurent^{1,2}, O. Limousin^{1,3}, V. Beckmann^{2,4}, M. Arnaud^{1,3}, X. Barcons⁵, D. Bomans⁶, I. Caballero^{1,3}, F. Carrera⁵, S. Chaty^{1,3}, J. Chenevez⁷, R. Chipaux⁸, F. Christensen⁷, A. Claret^{1,3}, S. Corbel^{1,3}, J. Croston⁹, E. Daddi^{1,3}, M. De Becker¹⁰, A. Decourchelle^{1,3}, D. Elbaz^{1,3}, M. Falanga¹¹, C. Ferrari¹², C. Feruglio^{1,3}, D. Götz^{1,3}, C. Guiffès^{1,3}, C. Hailey¹³, M. Hernanz¹⁴, I. Kreykenbohm¹⁵, J. Malzac¹⁶, J. Martignac^{1,3}, F. Mattana², A. Meuris^{1,3}, G. Miniutti¹⁷, K. Nalewajko¹⁸, I. Negueruela¹⁹, S. O'Dell²⁰, S. Paltani²¹, R. Petre²², P.-O. Petrucci²³, M. Pierre^{1,3}, F. Pinsard^{1,3}, G. Ponti⁹, G. Rauw¹⁰, N. Rea¹⁴, M. Renaud²⁴, J.-L. Robert², J. Rodriguez^{1,3}, A. Rozanska¹⁸, A. Santangelo²⁵, J.-L. Sauvageot^{1,3}, S. Soldi^{1,3}, M. Tagger²⁶, C. Tenzer²⁵, R. Terrier², G. Trap^{1,2}, P. Varnière², J. Wilms¹⁵, W. Zhang²², J. Zurita Heras^{2,4}

¹DSM/Irfu/Sap CEA Saclay FR; ²APC Paris FR; ³AIM Saclay FR; ⁴FACe Paris FR;

⁵IFCA-CSIC-UC Santander ES; ⁶Astr. Inst. Bochum DE; ⁷DTU Space Copenhagen DK;

⁸DSM/Irfu/SEDI CEA Saclay FR; ⁹Univ. Southampton UK; ¹⁰Inst. Astr. Geo Liège BE;

¹¹ISSI Bern CH; ¹²OCA Nice FR; ¹³Col. Univ. New-York USA; ¹⁴ICE/CSIC Barcelona ES;

¹⁵Ast. Inst. Univ. Erl. Bamberg DE; ¹⁶IRAP Toulouse FR; ¹⁷CAB/CSIC-INTA Madrid ES;

¹⁸Nic. Cop. Astr. Ctr. Warsaw PL; ¹⁹Dept. Fisica Univ. Alicante, ES;

²⁰NASA/MSFC Huntsville USA; ²¹ISDC Genève CH; ²²NASA/GSFC Greenbelt USA;

²³LAOG Grenoble FR; ²⁴LPTA Montpellier FR; ²⁵IAAT Tübingen DE; ²⁶LPC2E Orléans FR

E-mail: philippe.ferrando@cea.fr

Tracing the formation and evolution of all supermassive black holes, including the obscured ones, understanding how black holes influence their surroundings and how matter behaves under extreme conditions, are recognized as key science objectives to be addressed by the next generation of instruments. These are the main goals of the COSPIX proposal, made to ESA in December 2010 in the context of its call for selection of the M3 mission. In addition, COSPIX, will also provide key measurements on the non thermal Universe, particularly in relation to the question of the acceleration of particles, as well as on many other fundamental questions as for example the energetic particle content of clusters of galaxies.

COSPIX is proposed as an observatory operating from 0.3 to more than 100 keV. The payload features a single long focal length focusing telescope offering an effective area close to ten times larger than any scheduled focusing mission at 30 keV, an angular resolution better than 20 arcseconds in hard X-rays, and polarimetric capabilities within the same focal plane instrumentation.

In this paper, we describe the science objectives of the mission, its baseline design, and its performances, as proposed to ESA.

*25th Texas Symposium on Relativistic Astrophysics - TEXAS 2010
December 06-10, 2010
Heidelberg, Germany*

1. Introduction

The opening of the X and gamma-ray windows in the sixties, thanks to satellite borne instruments, has started a new era in astrophysics. Extremely energetic and violent phenomena were discovered and found to be ubiquitous in the Universe, and the existence of compact objects, in particular of black holes, was unveiled. Since then the importance of the role of the black holes of all masses in the Universe has been realized to a point that their study is central in two themes of the Cosmic Vision science objectives of ESA, “matter under extreme conditions”, and “the evolving violent Universe”.

Observations in the hard X-ray range are crucial for these research themes. This domain is presently covered by simple imagers (as IBIS/ISGRI on the ESA INTEGRAL mission), orders of magnitude less sensitive and accurate than the powerful focusing instruments in soft X-rays (as XMM-Newton). The situation should change dramatically with the launch of the American NuSTAR [1] and the Japanese Astro-H [2] missions, with focusing telescopes in hard X-rays. But their angular resolution (45" and 100" resp.) and effective area ($\sim 300 \text{ cm}^2$ at 30 keV) are still modest. If these missions will undoubtedly allow substantial progress in the field, it is already known that they will leave some questions (as *e.g.* the Cosmic X-ray Background origin) only partly answered, and some others (as *e.g.* the understanding of SgrA*) untouched in practice.

The Compact Object Spectroscopy Polarimetry and Imaging in hard X-rays (COSPIX) mission is designed to overcome the limitations of these future missions, in particular in terms of sensitivity and confusion limit. COSPIX is proposed as an observatory type mission, operating from below 0.5 keV to about 100 keV, with a very large effective area ($\sim 2000 \text{ cm}^2$ at 30 keV) an excellent angular resolution ($< 20''$), and polarimetric capabilities. Such an instrument will not only guarantee that fundamental scientific questions open today are fully addressed, but it will also allow in depth studies of the new topics that are bound to appear with NuSTAR and Astro-H.

In the following, after giving the main scientific objectives of the mission and the corresponding requirements, we propose a possible mission concept, as well as a baseline payload definition, which extensively build on the developments and studies made these last years in the context of Symbol-X [3] and IXO.

2. Scientific objectives and requirements

Understanding the accretion of matter onto compact objects, and particularly black holes, is of fundamental importance in astrophysics, as this phenomenon has profound implications on physics and cosmology. On physics, the black hole environment is the only place where we can observe General Relativity at play beyond the weak field limit. On cosmology, the history of accretion, imprinted in the Cosmic X-ray Background (CXB) is thought to have fundamental links with that of galaxy formation and evolution. We describe in slightly more details below the questions which are the main drivers of the COSPIX design. With COSPIX, we want to:

– resolve in discrete sources more than 70 % of the CXB at its peak at $\sim 30 \text{ keV}$ and characterize these sources believed to be obscured Super Massive Black Holes (SMBH), not detected in soft X-rays. If the handful of objects in the current hard X-ray surveys, sensitive only to bright and local objects, account for less than 5 % of the CXB [4], these highly obscured sources might be common at high redshift (*e.g.* [5]). To find them and to measure their obscuration is crucial for un-

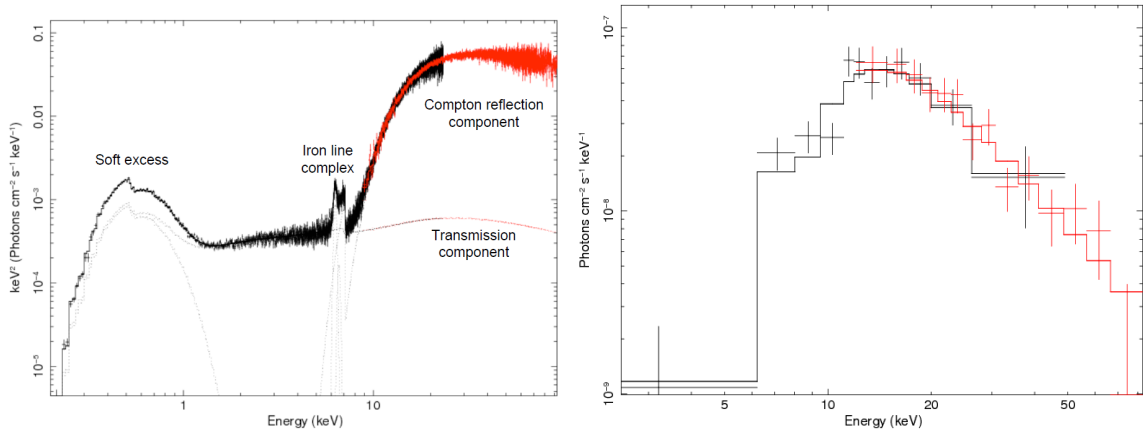


Fig. 1: *left:* simulated spectrum of a 100 ks COSPIX observation of a local ($z = 0.02$) Compton thick AGN with $L(20-40 \text{ keV}) = 5 \cdot 10^{43} \text{ erg/s}$; *right:* same for a 200 ks exposure of a Compton thick AGN like IRAS 09104+4109, placed at $z = 1$, $F(20-40 \text{ keV}) = 2 \cdot 10^{-14} \text{ erg/s/cm}^2$.

understanding the feedback of the SMBH activity on the galaxy evolution. Fig. 1 shows a simulated COSPIX spectrum of a local Compton thick AGN, and of a QSO placed at $z = 1$. With 100 ks COSPIX observations, it will be possible to determine the absorbing column density within 25 % for AGNs moderately bright ($L_X = 10^{44} \text{ erg/s}$) at redshift 1, and to detect sources up to $z \sim 3$ down to $L(2-10 \text{ keV})$ less than a few 10^{44} erg/s .

– constrain accretion physics in all types of AGNs and galactic black holes, through the measurement of spectra in a broad energy range and with high statistics. COSPIX will make possible to perform time-resolved spectroscopy on the whole energy band on the dynamical time scale for a SMBH (a few ks for a $10^7 M_\odot$ black hole), disentangling the different components (see Fig. 1 for Seyferts) and looking for reverberation delays (*e.g.* [6]). With COSPIX this is more than 60 type I AGNs for which the reflection intensity will be measured at the % level in 4 ks integration times. In addition to this classical spectral analysis, COSPIX will provide entirely new polarisation informations, in the hard X-ray part, allowing to assess the presence and role of synchrotron emission, challenging in particular the current paradigm of the blazar sequence.

– study the current and past activity of SgrA*. With its $4 \cdot 10^6 M_\odot$, this extremely dim black hole at the center of our galaxy provides a unique opportunity to study in details accretion on a SMBH, in order to understand distant AGNs, and the links between super massive and stellar mass black holes. The angular resolution and sensitivity of COSPIX will make it possible to study the puzzling flares of SgrA* (*e.g.* [7]), despite the presence of strong close-by sources and the bright diffuse environment. In addition, if SgrA* is very faint today, it likely underwent a giant outburst a few hundred years ago, with a luminosity 10^6 larger than present, as imprinted in the X-ray emission of close by

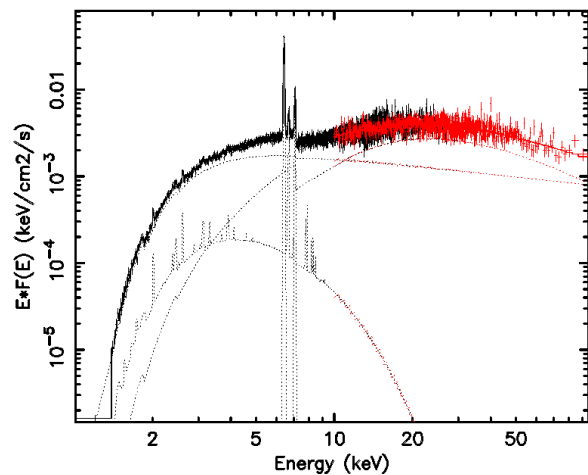


Fig. 2: simulation of a 100 ks COSPIX spectrum of G 011-011, a molecular cloud at $15'$ of SgrA*, with flux from [8].

Table 1: COSPIX main top level scientific requirements

Parameter	Requirement	
Energy range	≤ 0.3 to > 80 keV	
On axis continuum sensitivity	$\leq 2 \cdot 10^{-15}$ c.g.s.	10–40 keV, 3σ in 1 Ms
On axis line sensitivity @ 68 keV	$< 10^{-7}$ ph/cm ² /s	3σ in 1 Ms
Minimum Detectable Polarisation	$< 0.7\%$	20–40 keV, 3σ in 100 ks, 100 mCrab source
On axis effective area	≥ 2000 cm ² @ 1 keV	≥ 3500 cm ² @ 10 keV
	≥ 1800 cm ² @ 30 keV	≥ 600 cm ² @ 75 keV
Angular resolution (H.E.W)	$\leq 10''$ @ $E < 10$ keV	$\leq 20''$ (goal 15) @ 30 keV
Field of view @ 30 keV	diameter ≥ 6 arcmin (goal 9)	
Absolute pointing accuracy	$3''$ (goal 2) in radius, 90 %, after on-ground reconstruction	
Spectral resolution	$\Delta E \leq 150$ eV @ 6 keV	$\Delta E \leq 1$ keV @ 68 keV
Time resolution	50 μ s	
Asolute timing accuracy	100 μ s (goal 50)	
Mission duration	3 years (goal 5) after commissioning and calibration	
Total number of pointings	> 2000 (for 3 years)	

Molecular Clouds [8]. With COSPIX it will be possible to follow the variability of this reflected continuum on clouds (Fig. 2), and through polarization measurements to definitively prove this hypothesis [9] and provide a 3D localisation of these clouds. This will be the key to trace the past activity of SgrA* at times when it behaved as a low luminosity AGN.

– measure the black hole spin distribution in a large population of objects. In the case of SMBH, the spin encodes the accretion history, and measuring its distribution will shed an entirely new light on the black hole growth and evolution. For galactic black holes, this carry information on the progenitor collapse and the black hole formation. The Fe line profile, from which the spin is determined, will be very well measured thanks to the COSPIX broad band removing uncertainties on the underlying continuum, and its good spectral resolution. With the COSPIX sensitivity, the black hole spin will be constrained to better than 30 % for about 100 Seyferts.

The scientific requirements needed to reach these main science objectives are given in Table 1. With these characteristics, COSPIX will also provide exquisite data on other important astrophysics studies, such as those of AGN jets and lobes (energetics, feed-back process), of neutron stars (equation of state, magnetic field), of clusters of galaxies (non thermal component), or of supernova explosion mechanism and nucleosynthesis (⁴⁴Ti line). It will also make a fundamental contribution to the study of particle acceleration in shocks, both relativistics (Pulsar Wind Nebulae), and non relativistics in a variety of physical parameters in colliding wind binaries and supernovae remnants (SNRs). In SNRs, COSPIX will provide a detailed mapping and spectral characterization of the accelerated electron population up to the cut-off, giving access to their maximum energy and putting strong constraints for the interpretation of the TeV emission as proton acceleration.

3. Scientific payload

In order to reach a high sensitivity in hard X-rays, there is no other way than implementing focusing optics, as presently done in soft X-rays, below ~ 10 keV. The instruments flying so far

are using mirrors operated in total reflection, *i.e.* in small grazing incidence angles conditions. The low value of the largest angle for reflection to occur limits the energy range of such optics in the soft X-ray band for “short” focal lengths. An increase of the effective area in hard X-rays can be obtained either by increasing the focal length in total reflection regime or by using multilayers coatings which exploit Bragg diffraction and have the additional advantage to increase the field of view [10]. Using both, and a single optics, was the basis of the *Simbol-X* mission [3] which had a mirror area close to 400 cm^2 at 30 keV for a 20 m focal length. An alternative path is taken by *NuSTAR* and *Astro-H*, which obtain similar, although slightly less, areas with $\sim 10\text{ m}$ focal length optics only, by multiplying the number of telescopes. In practice however, this second approach cannot be used anymore to reach much larger areas, as those required in *COSPIX*, for which the only solution is to implement long focal length optics. The *COSPIX* scientific payload thus consists of a single telescope, made of an optics module focusing X-rays onto a focal plane detectors system.

3.1 Optics payload

The main challenge of *COSPIX* is to build a large area and good angular resolution optics, with a limited mass, in order to fit within the M mission budget (and thus mass) constraints. The first point implies to use a Wolter I, or approximation to Wolter I, geometry, with a diameter over 1 m , and a focal length of several tens of meters. The second point necessitates to use low mass density materials for the multilayers carriers, as done in the technologies of Silicon Pore Optics (SPO, [11]) and Slumped Glass Optics (SGO, [12]) developed in the context of the *IXO* mission. The *COSPIX* mirror takes advantage of both.

Fig. 3 shows the optics module design, with a focal length of 33 m allowing to meet the area requirements. The SPO presents the best mass to area ratio with an excellent angular resolution and constitutes the outer part of the module. It spans from 50 cm in diameter, a safe limit for silicon bending, to 112 cm , providing a large area for energies up to $\sim 30\text{ keV}$. The highest energies are taken care by an SGO module inserted in the SPO, down to a diameter of 10 cm . Both mirrors are equipped with sieve plates to minimize the straylight. This combination offers an area over 3500 cm^2 at 10 keV , and close to 650 cm^2 at 75 keV (Fig. 4, with detection efficiencies included). The technological development and mounting processes are similar to those for *IXO* ([11], [12]),

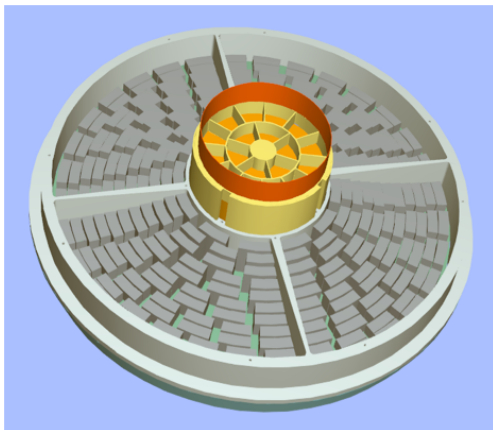


Fig. 3: concept of *COSPIX* optics assembly, combining SPO and SGO elements.

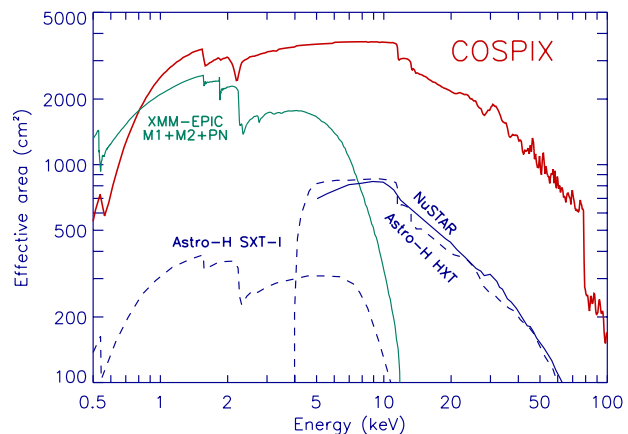


Fig. 4: effective areas of *COSPIX*, *Astro-H HXT* and *SXT-I*, *NuSTAR*, and *XMM-EPIC* (all 3 cameras summed).

ensuring that the COSPIX requirements, less stringent than for IXO, are met. The overall mass of the optics is 394 kg, including the support structure and margins.

3.2 Detector payload

The COSPIX focal plane design is completely inherited from the Simbol-X detector payload phase A studies [13], with a moderate scaling for the different geometrical conditions. It is made of two superimposed spectro-imaging devices, the Low Energy Spectro Imager (LESI) and the High Energy Spectro Imager (HESI), embedded in an active / passive shielding system as shown in Fig. 5. This is complemented by a calibration wheel. The energy at which 50 % of the photons are stopped in the LESI is 17 keV.

The LESI, which operates from 0.3 to 40 keV, consists in a single $10 \times 10 \text{ cm}^2$ monolithic imager with a double-sided process. At the backside is a DEPFET active pixel sensor array, composed of 32768 pixels with a $520 \mu\text{m}$ pitch, with a design fully similar to that of Simbol-X [14]. At the front side the entrance window is divided in 32 square shaped pixels, with a 16.6 mm pitch, with an effective threshold of $\sim 10 \text{ keV}$; this is used for polarisation measurements on photons having a Compton interaction in the LESI and stopping in the HESI. The HESI, which operates from 8 to 250 keV, has a design fully similar to that of Simbol-X [15]. It is made of an array of 8×8 Caliste modules, and also covers a $10 \times 10 \text{ cm}^2$ area. Each Caliste module is equipped with a 2 mm thick CdTe crystal having 16×16 pixels of $780 \mu\text{m}$ pitch. The pixel size for the LESI ensures a 3-fold sampling of the optics point spread function at 10 keV (4-fold for the HESI at 30 keV). The LESI and HESI are cooled at moderately low temperatures (-50°C and -40°C resp.), sufficient to guarantee the required spectral resolution all along the mission lifetime.

The low background required is achieved by combining two systems identical to those of Simbol-X [13], apart from a simple scaling. At the focal plane level the active shielding [16], used in anticoincidence with the imaging detectors, reduces the background induced by particles. At the system level, the combination of a 3.1 m long collimator on top of the detector assembly, made with graded shield material [13], and of a 3.5 m and 33 kg circular sky shield around the optics payload, ensures that no sky out of the mirror field of view is seen by the focal plane. The overall detector payload has a mass of 176 kg (with collimator and structure), and a power consumption of 167 W, margins included.

4. Performances and mission implementation

The performances of the above model payload are fully consistent with the mission requirements (Table 1), as shown in particular in Fig. 4 for the effective area, and in Fig. 6 for the point source detection sensitivity and for the minimum detectable polarisation.

Regarding the payload implementation, and particularly the 33 m focal length, industrial studies have shown that it can be achieved with a simple evolution of the Simbol-X design, namely

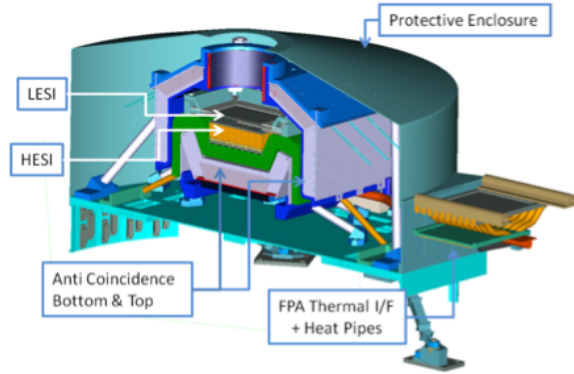


Fig. 5: the COSPIX focal plane assembly.

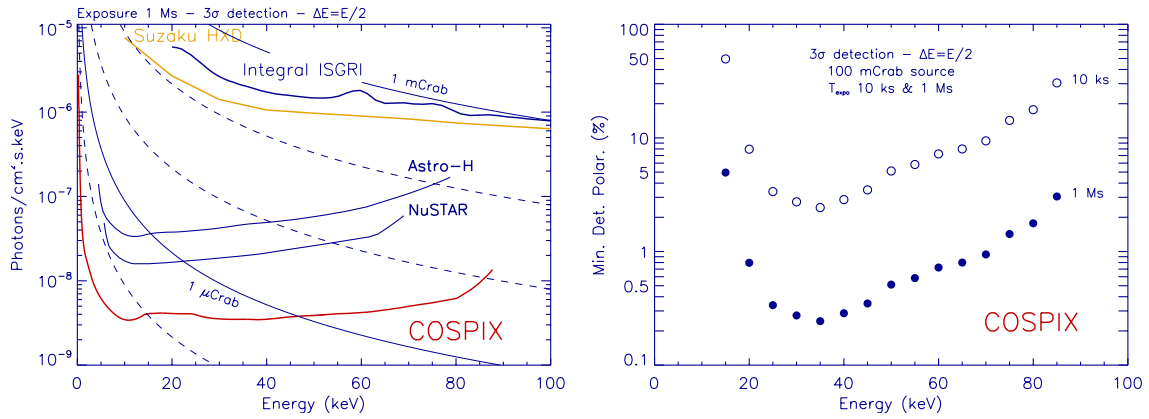


Fig. 6: **left:** continuum sensitivities of COSPIX for point sources, compared to flying missions and to the forthcoming NuSTAR and Astro-H missions (all evaluated for extraction region of PSF size, from published instrumental data); **right:** MDP of COSPIX, calculated for a 100 mCrab intensity source, and for integration times of 10 ks and 1 Ms.

two spacecrafts in a formation formation flight configuration, with the mirror on one spacecraft and the detector on the second one, slaved in position with respect to the mirror axis [17]. The requirements on the formation control and attitude reconstruction are very similar to those of Simbol-X, and can be met with the same systems, for metrology and propulsion.

It is proposed to place COSPIX in orbit around L2, advantageous from several points of view with respect to a High Elliptical Orbit, starting with formation flight and thermal stability. The total launch mass is 2.06 tons (including over 30 % of margins and contingency) with consumables for five years, a mass suitable for a launch by a Soyuz rocket from Kourou. COSPIX can perform observations autonomously, with data recorded on board before download to the ground. For this, it is anticipated to use a single 15 m antenna in X band, with a rate of 1.6 Mbps (corresponding to 1 Crab intensity without compression), and for typically four hours every day.

COSPIX will be operated as an observatory with all standard aspects of observations selection and data distribution. The COSPIX development relies on a solid technical basis, all elements being on a development track to reach TRL 5 well before the end of 2014. COSPIX can be ready for a launch late 2020.

References

- [1] Harrison F.A., Boggs S., Christensen F., *et al.*, 2010, Proc. SPIE 7732, 77320S
- [2] Takahashi T., Mitsuda K., Kelley R., *et al.*, 2010, Proc. SPIE 7732, 77320Z
- [3] Ferrando P., Arnaud M., Briel U., *et al.*, 2009, AIP Conf. Proc. 1126, 3
- [4] Beckmann V., Soldi S., Ricci C., *et al.*, 2009, A&A 505, 417
- [5] Gilli R., Comastri A., and Hasinger G., 2007, A&A 463, 79
- [6] Fabian A., Zoghbi A., Ross R.R., *et al.*, 2009, Nature 459, 540
- [7] Trap G., Goldwurm A., Dodds-Eden K., *et al.*, 2011, A&A *in press*, arXiv:1102.0192
- [8] Ponti G., Terrier R., Goldwurm A., *et al.*, 2010, ApJ 714, 732
- [9] Churazov E., Sunyaev R., Sazonov S., 2002, MNRAS 330, 817
- [10] Pareschi G., Attina P., Basso S., *et al.*, 2008, Proc. SPIE 7011, 70110N
- [11] Bavdaz M., Wille E., Wallace K., *et al.*, 2010, Proc. SPIE 7732, 77321E
- [12] Zhang W., Atanassova M., Biskach M., *et al.*, 2010, Proc. SPIE 7732, 77321G
- [13] Laurent P., 2009, AIP Conf. Proc. 1126, 15
- [14] Lechner P., 2009, AIP Conf. Proc. 1126, 21
- [15] Meuris A., Limousin O., Lugiez F., *et al.*, 2009, AIP Conf. Proc. 1126, 25
- [16] Chabaud J., Laurent P., Colonges S., *et al.*, 2009, AIP Conf. Proc. 1126, 82
- [17] Clédassou R., and Ferrando P., 2005, Exp. Astron. 20, 421