

Precise inclusive Higgs predictions using iHixs

Stephan Buehler*

ETH, Zurich

E-mail: buehler@itp.phys.ethz.ch

We present a new program (*iHixs*) which computes the inclusive Higgs boson cross section at hadron colliders. It incorporates QCD corrections through NNLO, real and virtual electroweak corrections, mixed QCD-electroweak corrections, quark-mass effects through NLO in QCD, and finite width effects for the Higgs boson and heavy quarks. We focus in particular on the Higgs width effects and results using the recently added NNPDF21 parton distribution functions. Cross section predictions are provided for the 8 TeV LHC in the mass range from 114 to 131 GeV.

*10th International Symposium on Radiative Corrections (Applications of Quantum Field Theory to Phenomenology)
September 26-30, 2011
Mamallapuram, India*

*Speaker.

1. Introduction

For the last couple of decades, one of the main goals of the high energy physics community has been the discovery of the Higgs boson. Huge efforts have been put forth on both the experimental and theoretical side. On the former, the LEP [1] experiment at CERN, as well as the TEVATRON [2] at Fermilab were able to constrain the mass range available for a Standard Model (SM) Higgs Boson. With the LHC [3, 4] performing impressively since the beginning last year, these exclusion limits are steadily improving.

To provide the best possible prediction for the Higgs boson production cross section and its uncertainties at hadron colliders, we have written a new computer program, called *iHixs* (inclusive Higgs cross sections). We include all known fixed-order contributions to the main Higgs boson production channel, gluon fusion, in a consistent way. To be able to accommodate beyond-the-Standard Model (BSM) studies including enhanced Yukawa couplings, we also added the usually subdominant bottom-quark fusion process to the program. In addition, our goal was to have a proper treatment of the non-zero Higgs boson decay width, which becomes important for heavy Higgs masses, where the Higgs Resonance grows broad.

iHixs has been published in July 2011 and is presented in Ref. [23]. In this article, we will briefly list the components of *iHixs* and then focus on studies concerning the Higgs width effects (section 3) and the comparison of different parton density sets (section 4), including the sets of the NNPDF collaboration that were not present in the original publication.

In addition, in the light of the refined Higgs exclusion limits and signal-like excesses in the light Higgs mass region published by Atlas and CMS in December 2011 [24], we include a table of Higgs cross section predictions for the mass range from 114 to 131 GeV, assuming an 8 TeV LHC. It can be found in section 5.

2. Components of *iHixs*

iHixs includes two Higgs boson production modes, gluon fusion and bottom-quark fusion. We will now briefly list each modes components. We kindly refer to section 2 of [23] for a more extensive overview, as well as thorough references that had to be omitted here due to lack of space.

The cross section for the gluon fusion process in *iHixs* comprises the LO and NLO QCD effects with exact quark-mass dependence, the NNLO QCD corrections using heavy quark effective theory (HQET), the two-loop electroweak corrections at LO in α , one-loop electroweak corrections to the real radiation processes $q\bar{q} \rightarrow gh$ and $qg \rightarrow qh$, as well as mixed QCD and electroweak contributions with light quarks.

The number and coupling strengths of the heavy quarks propagating in the loops is arbitrary, and the coupling of the electroweak gauge bosons to the Higgs boson can also be rescaled. These features allow the prospective user to perform some BSM studies using *iHixs*.

The cross section for bottom-quark fusion process in *iHixs* comprises the LO, NLO and NNLO QCD effects. The Yukawa coupling to the Higgs boson can be rescaled by a factor (as in the gluon fusion case), allowing the study of BSM models that feature enhanced bottom Yukawa couplings. An example of such a study can be found in section 8 of [23].

3. Higgs width effects

A light Higgs boson, as predicted in the Standard Model, has a rather small $\delta \equiv \Gamma_H(m_H)/m_H$ and it is often sufficient to take the $\delta = 0$ limit of the zero width approximation (ZWA). Existing experimental studies at hadron colliders [2, 4, 3] have always reported limits on the Higgs boson cross section comparing with expectations in this approximation. However, recent years have witnessed the alarming trend of using this approximation in situations where it may be insufficient.

The resonant part of the partonic cross section of initial partons i and j into a given final state $\{H_{final}\}$ (plus possible additionally radiated partons, collectively denoted as X) can be written as

$$\hat{\sigma}_{ij \rightarrow \{H_{final}\}+X}(\hat{s}, \mu_f) = \int_{Q_a^2}^{Q_b^2} dQ^2 \frac{Q \Gamma_H(Q)}{\pi} \frac{\hat{\sigma}_{ij \rightarrow H}(\hat{s}, Q^2, \mu_f) \text{Br}_{H \rightarrow \{H_{final}\}}(Q)}{(Q^2 - m_H^2)^2}, \quad (3.1)$$

where Q_a, Q_b define the experimentally accessible range for the invariant mass of the final state and $\Gamma_H(Q)$ is the decay width of a Higgs boson at rest with mass Q . This expression diverges in the limit $Q \rightarrow m_H$, and a resummation of resonant contributions at all orders is necessary in order to render the propagator finite in this limit. We remark that a resummation of partial perturbative corrections from all perturbative orders into the propagator of an unstable particle is a delicate theoretical issue [14, 15]. Historically, it has been treated with various prescriptions in the literature with varied success (see, for example, references in [16]). To a first approximation, the cross section becomes

$$\hat{\sigma}_{ij \rightarrow \{H_{final}\}+X}(\hat{s}, \mu_f) = \int_{Q_a^2}^{Q_b^2} dQ^2 \frac{Q \Gamma_H(Q)}{\pi} \frac{\hat{\sigma}_{ij \rightarrow H}(\hat{s}, Q^2, \mu_f) \text{Br}_{H \rightarrow \{H_{final}\}}(Q)}{(Q^2 - m_H^2)^2 + m_H^2 \Gamma_H^2(m_H)}. \quad (3.2)$$

We have implemented this integration over the Breit-Wigner (BW) distribution in *iHixs* as the `default` option. Note that in eq. (3.2), we need the value of the Higgs width and the Branching ratio at every virtuality sampled by the integration. This should not be approximated with the respective values at $Q = m_H$ since these values can be quickly changing as thresholds are being crossed. For the Standard Model, these values are distributed in a grid file we have generated using the program `HDECAY` of Ref [13]. In order to use *iHixs* with an arbitrary BSM model, the user needs to provide a data file with the width and branching ratios of the Higgs boson as a function of the virtuality of the Higgs boson.

In the Standard Model, it has been observed that significant cancelations due to interference of resonant and non-resonant diagrams take place at high invariant masses (Refs [17, 18, 19, 20]). *iHixs* takes into account only diagrams with an s-channel Higgs boson propagator. The line-shape away from the resonance is therefore poorly described. To improve upon this, we have implemented a prescription based on the resummation of $VV \rightarrow VV$ scattering amplitudes with the dominant contributions from both resonant and non-resonant Feynman diagrams at the high energy regime. Ref [21] performs a Dyson re-summation of the tree-level Goldstone boson scattering amplitude leading to an “improved s-channel approximation” (ISA). In this framework, the Higgs propagator is modified according to the prescription:

$$\frac{i}{\hat{s} - m_H^2} \rightarrow \frac{i \frac{m_H^2}{\hat{s}}}{\hat{s} - m_H^2 + i \Gamma_H(m_H^2) \frac{\hat{s}}{m_H}}, \quad (3.3)$$

which leads to the modified cross section

$$\hat{\sigma}_{ij \rightarrow \{H_{\text{final}}\}+X}(\hat{s}, \mu_f) = \int_{Q_a^2}^{Q_b^2} dQ^2 \frac{m_H^4 \Gamma_H(Q)}{Q^3 \pi} \frac{\hat{\sigma}_{ij \rightarrow H}(\hat{s}, Q^2, \mu_f) \text{Br}_{H \rightarrow \{H_{\text{final}}\}}(Q)}{(Q^2 - m_H^2)^2 + \frac{Q^4}{m_H^2} \Gamma_H^2(m_H)}. \quad (3.4)$$

It interpolates smoothly between two limits which are well described either by resummation or by fixed-order perturbation theory: the resonant region $Q \sim m_H$ and the high energy limit $Q \gg m_H$. This scheme is also implemented in *iHixs* and is used when the *Seymour* option is chosen.

The numerical impact of the scheme choice on the inclusive Higgs production cross section can be seen in figure 1. It shows the cross section as a function of the Higgs mass for the three possible scheme choices (ZWA, *default*, *Seymour*), as well as their ratios (in the lower panel). For small Higgs masses, as expected, the differences are minute. The relative difference of the ZWA and the BW-integration reaches the percent level at $m_H \sim 150$ GeV, while the ISA stays closer to the ZWA. Above $m_H \sim 500$ GeV, the ISA starts to deviate enormously from the other schemes and predicts a much larger cross section due to the signal-background interference it tries to simulate to simulate.

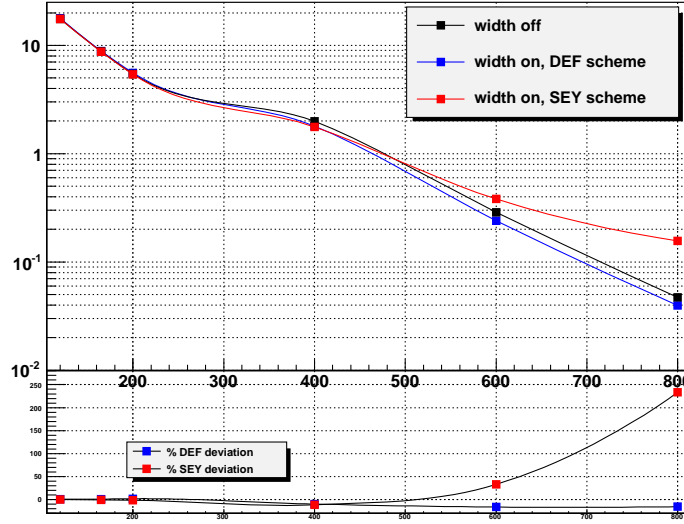


Figure 1: Comparison of the total cross section in the zero width approximation, σ^{ZWA} , with a finite width in the default scheme, σ^{DEF} and in the Seymour scheme, σ^{SEY} . In the lower panel we show the relative error one makes when adopting the ZWA, defined as $\frac{\sigma - \sigma^{ZWA}}{\sigma^{ZWA}} \cdot 100\%$.

Within this context, it is interesting to notice that the invariant mass distribution of the Higgs boson, shown in figure 2, gets significantly distorted in the high mass region, where the Higgs width is large. The distortion is spectacularly stronger in the case of the ISA, as a consequence of the fact that the scheme tries to simulate the effects of signal-background interference off the resonant peak. These effects become increasingly important for high Higgs masses.

In a recent publication [22], the cross section including signal-background interference at LO in QCD for the process $gg \rightarrow H \rightarrow WW$ has been compared with the improved s-channel approximation. The authors found that the ISA indeed captures some features of the interference. At differential level, though, they find the shapes of invariant mass distributions to differ significantly.

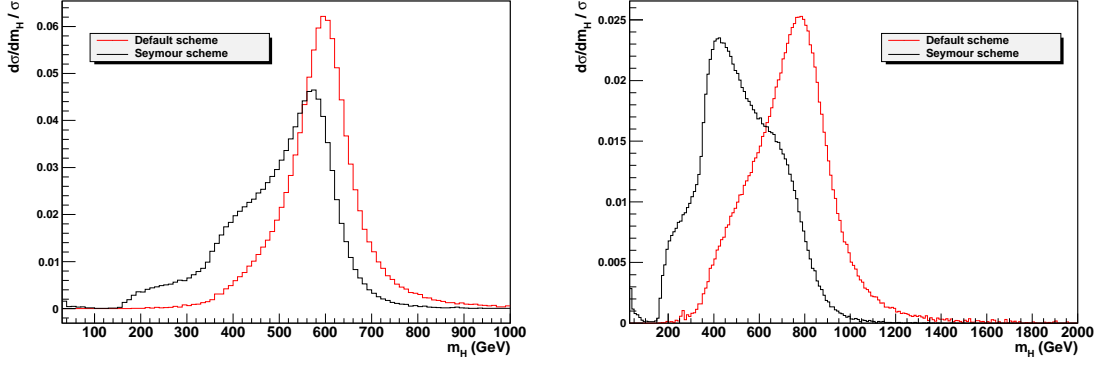


Figure 2: The invariant mass distribution of the Higgs boson with $m_H = 600, 800$ GeV, in the default and the ISA scheme.

We believe that the Higgs boson line-shape will enjoy many future theoretical studies with improved resummation methods for resonant diagrams and matching to fixed-order perturbation theory away from the resonance region.

4. Parton density function comparison

iHixs computes the inclusive Higgs boson cross section through NNLO in perturbative QCD. A large source of uncertainty for Higgs boson cross sections at hadron colliders is the precision in the determination of the parton density functions (PDFs). It is therefore important to compare the effect of diverse existing determinations of parton densities on the Higgs cross section, as well as future sets which will incorporate refined measurements and theory. *iHixs* allows these studies effortlessly. It is interfaced through the LHAPDF library [8] with all available parton distribution functions with a consistent evolution at NNLO. [9, 10, 11, 12]. The last set, the first NNLO set provided by the NNPDF collaboration, has only recently been published and was not present in our original publication [23]. We present updated plots comparing the different PDF sets in figure 3.

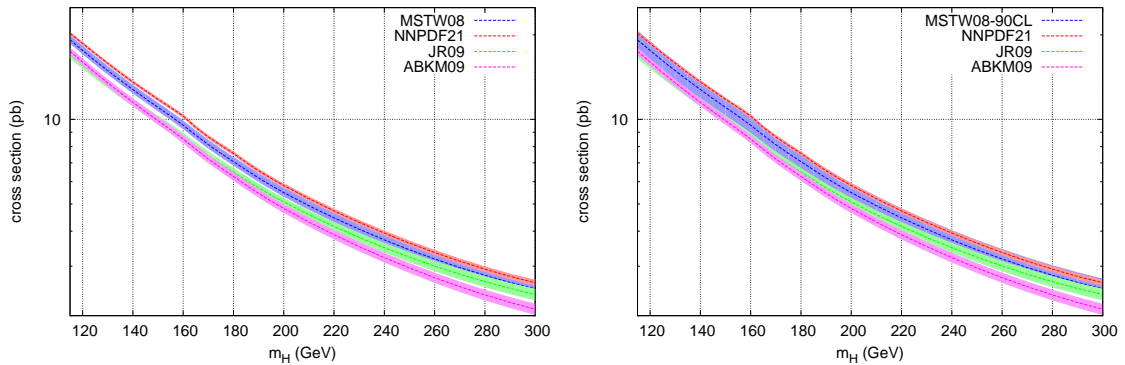


Figure 3: The gluon fusion cross section as a function of the Higgs boson mass, for all PDF providers supported in *iHixs*. The LHS shows the 68% *CL* uncertainty bands, while on the RHS, the MSTW band corresponds to the 90% *CL* uncertainty.

Figure 3 shows the gluon fusion cross section in the mass range between 115 and 300 GeV, for all the PDF providers supported by *iHixs* (ABKM09, JR09, MSTW08, NNPDF21). All the curves are engulfed in their 68%*CL* uncertainty bands that were calculated according to each providers prescription. The MSTW collaboration also provides sets to estimate the uncertainty to 90%*CL*, which is shown on the right hand side of figure 3.

Clearly, the NNPDF band is more narrow than the others. This is due to the fact that until now, there is only one NNLO set available by the NNPDF collaboration in the LHAPDF interface, which comes with a fixed value for $\alpha_s(m_Z)$. The other bands, on the other hand, incorporate the combined α_s +PDF error. Since the gluon fusion cross section is $\mathcal{O}(\alpha_s^2)$ already at LO, this enhances the uncertainty significantly.

We observe that, while the NNPDF curve is above all the other curves throughout. Its error band overlaps with the MSTW one except for a region around 160 GeV. On the right hand side, the bands overlap over the whole mass range. The cross section predictions by ABKM and JR are below the MSTW ones throughout, with the JR curve behaving slightly different than the other three. Furthermore, there is an obvious gap between the respective error bands, even when using the 90%*CL* sets from MSTW. This suggests that when adopting one provider and its prescription, one possibly underestimates the PDF uncertainty.

Parts of this discrepancy can be explained by the different values of $\alpha_s(m_Z)$ that each provider chooses, since the order of curves in the low-mass region is the same as the order of the $\alpha_s(m_Z)$ values adopted.

5. Cross section prediction in the mass range 114 to 131 GeV

On December 12, 2011, the Atlas and CMS collaborations published their updated results concerning the SM Higgs search, using the full 2011 dataset [24]. The experiments are now able to exclude the SM Higgs boson at 95%*CL* from 131 GeV (127 for CMS) up to very high Higgs masses around 600 GeV. On top of that, there is an excess of signal-like events for invariant masses around 125 GeV that appears in multiple channels and both experiments. Due to this recent development, we present in table 1 our best prediction for the Higgs production cross section in gluon fusion in the mass range that is not excluded yet. They include scale- and PDF-uncertainties and assume a hadronic center-of-mass energy of 8 TeV. The central scales used are $\mu_F = \mu_R = m_H/2$ and scale variations are determined by varying these simultaneously by a factor of two. The PDF set that was used is the MSTW08 set.

6. Conclusions

We have presented our computer program, *iHixs*, that calculates the inclusive Higgs boson production cross section both in gluon fusion and bottom-quark fusion. *iHixs* provides the most precise predictions for the Higgs boson rate at hadron colliders in fixed order perturbation theory, including QCD corrections through NNLO and electroweak corrections for virtual and real radiative partonic processes.

Using *iHixs*, we have performed a study on the influence of a nonzero Higgs boson decay width on cross section predictions. We have found that, while effects are small in the low-mass

m_H	$\sigma(pb)$	$\% \delta_{PDF}^+$	$\% \delta_{PDF}^-$	$\% \delta_{\mu}^-$	$\% \delta_{\mu}^+$
114.0	24.69	4.00	-3.04	8.83	-9.32
115.0	24.27	3.99	-3.04	9.09	-9.31
116.0	23.94	3.98	-3.07	8.75	-9.60
117.0	23.55	4.00	-3.05	8.66	-9.33
118.0	23.17	3.99	-3.05	8.61	-9.39
119.0	22.79	4.00	-3.05	8.57	-9.35
120.0	22.42	3.99	-3.05	8.55	-9.31
121.0	22.05	3.99	-3.05	8.54	-9.30
122.0	21.70	3.99	-3.04	8.50	-9.27
123.0	21.36	3.98	-3.04	8.45	-9.28
124.0	21.02	3.99	-3.02	8.42	-9.25
125.0	20.69	3.98	-3.06	8.37	-9.26
126.0	20.37	3.97	-3.07	8.36	-9.24
127.0	20.05	3.98	-3.05	8.35	-9.21
128.0	19.74	3.98	-3.05	8.32	-9.20
129.0	19.44	3.99	-3.04	8.29	-9.26
130.0	19.14	3.98	-3.05	8.26	-9.19
131.0	18.85	3.98	-3.04	8.24	-9.16

Table 1: Total cross section for LHC at $\sqrt{s} = 8$ TeV with MSTW PDF errors (corresponding to 68%CL).

regime, there are significant changes for a heavy Higgs boson. Furthermore, the results are strongly scheme dependent, mirroring our lack of understanding such broad resonances.

We have also presented an updated comparison among the different NNLO parton distribution functions, now including the recently published NNPDF21 NNLO set. We have found large differences in their respective cross section predictions, with the 68%CL uncertainty bands not overlapping for every pair of providers. This is suspected to be largely due to different choices of the strong coupling constant.

Lastly, we have presented our best prediction for gluon fusion Higgs production at the 8 TeV LHC in the mass range that is not excluded yet by the CMS and Atlas experiments.

For more details on *iHixs* and extensive references on the subject of Higgs production, as well as instructions on how to download and run the code, we kindly refer to our original publication [23].

Acknowledgments

We would like to thank the organisers of the RADCOR 2011 conference for the invitation to India and their hospitality. Research supported by the Swiss National Foundation under contract SNF 200020-126632.

References

- [1] R. Barate *et al.* [LEP Working Group for Higgs boson searches and ALEPH Collaboration and and], Phys. Lett. B **565** (2003) 61 [arXiv:hep-ex/0306033].
- [2] T. Aaltonen *et al.* [CDF and D0 Collaboration], arXiv:1103.3233 [hep-ex].
- [3] T. A. Collaboration, arXiv:1106.2748 [hep-ex].
- [4] S. Chatrchyan *et al.* [CMS Collaboration], Phys. Lett. B **699** (2011) 25 [arXiv:1102.5429 [hep-ex]].
- [5] T. Hahn, Comput. Phys. Commun. **168** (2005) 78 [arXiv:hep-ph/0404043].
- [6] S. Buehler and C. Duhr, arXiv:1106.5739 [hep-ph].
- [7] A. van Hameren, arXiv:1007.4716 [hep-ph].
- [8] M. R. Whalley, D. Bourilkov and R. C. Group, arXiv:hep-ph/0508110.
- [9] S. Alekhin, J. Blumlein, S. Klein and S. Moch, Phys. Rev. D **81** (2010) 014032 [arXiv:0908.2766 [hep-ph]].
- [10] A. D. Martin, W. J. Stirling, R. S. Thorne and G. Watt, Eur. Phys. J. C **63** (2009) 189 [arXiv:0901.0002 [hep-ph]].
- [11] P. Jimenez-Delgado and E. Reya, Phys. Rev. D **80** (2009) 114011 [arXiv:0909.1711 [hep-ph]].
- [12] R. D. Ball *et al.* [The NNPDF Collaboration], Nucl. Phys. B **855** (2012) 153 [arXiv:1107.2652 [hep-ph]].
- [13] A. Djouadi, J. Kalinowski and M. Spira, Comput. Phys. Commun. **108** (1998) 56 [arXiv:hep-ph/9704448].
- [14] M. Beneke, A. P. Chapovsky, A. Signer and G. Zanderighi, Nucl. Phys. B **686** (2004) 205 [arXiv:hep-ph/0401002].
- [15] A. Denner, S. Dittmaier, M. Roth and L. H. Wieders, Nucl. Phys. B **724** (2005) 247 [arXiv:hep-ph/0505042].
- [16] G. Zanderighi, arXiv:hep-ph/0405124.
- [17] E. W. N. Glover and J. J. van der Bij, Nucl. Phys. B **321** (1989) 561.
- [18] E. W. N. Glover and J. J. van der Bij, Phys. Lett. B **219** (1989) 488.
- [19] U. Baur and E. W. N. Glover, Nucl. Phys. B **347** (1990) 12.
- [20] G. Valencia and S. Willenbrock, Phys. Rev. D **46** (1992) 2247.
- [21] M. H. Seymour, Phys. Lett. B **354** (1995) 409 [arXiv:hep-ph/9505211].
- [22] J. M. Campbell, R. K. Ellis and C. Williams, JHEP **1110** (2011) 005 [arXiv:1107.5569 [hep-ph]].
- [23] C. Anastasiou, S. Buehler, F. Herzog and A. Lazopoulos, JHEP **1112** (2011) 058 [arXiv:1107.0683 [hep-ph]].
- [24] CERN Press Release No. PR25.11 13.12.2011; ATLAS Collaboration, Report No. ATLAS-CONF-2011-163, 2011, <https://atlas.web.cern.ch/Atlas/GROUPS/PHYSICS/CONFNOTES/ATLAS-CONF-2011-163>; CMS Collaboration, Report No. CMS-PAS-HIG-11-032, 2011, <http://cdsweb.cern.ch/record/1406347?ln=en>.