

## Proton structure from hard p-p processes at high energies

---

### G. I. Lykasov\*

*Joint Institute for Nuclear Research*

*E-mail:* [lykasov@jinr.ru](mailto:lykasov@jinr.ru)

### A. A. Grinyuk

*Joint Institute for Nuclear Research*

*E-mail:* [andrei.grinyuk@gmail.com](mailto:andrei.grinyuk@gmail.com)

### I. V. Bednyakov

*Joint Institute for Nuclear Research*

*E-mail:* [bednyakovi@gmail.com](mailto:bednyakovi@gmail.com)

### Yu.Yu.Stepanenko

*Joint Institute for Nuclear Research*

*E-mail:* [yys@nusun.jinr.ru](mailto:yys@nusun.jinr.ru)

Up to now, the existence of intrinsic (or valence-like) heavy quark component of the proton distribution functions has not yet been confirmed or rejected. We show that this hypothesis can be verified at experiments on the inclusive production of the open strangeness (NA61) and at measurements of prompt photons or vector bosons accompanied by heavy flavour jets performed at LHC, CERN. Our theoretical study demonstrates that investigations of the intrinsic heavy quark contributions look very promising in hard processes like  $pp \rightarrow K^\pm + X$  and  $pp \rightarrow \gamma/Z/W + c(b) + X$ . A possible observation of these components at the CBM, NICA experiments is discussed also

*2014 Baldin ISHEPP XXII*

*September 15 -20 2014*

*Dubna, Moscow region, Russia*

---

\*Speaker.

## 1. Intrinsic heavy flavours in the proton

The LHC, NA61 (CERN), CBM (Darmstadt) and NICA (Dubna) experiments can be a useful laboratory for investigation of the unique structure of the proton, in particular for the study of the parton distribution functions (PDFs) with high accuracy. It is well known that the precise knowledge of these PDFs is very important for verification of the Standard Model and search for New Physics.

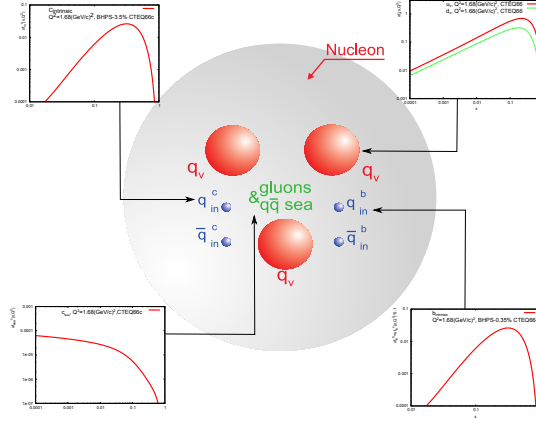
By definition, the PDF  $f_a(x, \mu)$  is a function of the proton momentum fraction  $x$  carried by parton  $a$  (quark  $q$  or gluon  $g$ ) at the QCD momentum transfer scale  $\mu$ . For small values of  $\mu$ , corresponding to the long distance scales less than  $1/\mu_0$ , the PDF cannot be calculated from the first principles of QCD (although some progress in this direction has been recently achieved within the lattice methods [1]). The PDF  $f_a(x, \mu)$  at  $\mu > \mu_0$  can be calculated by solving the perturbative QCD evolution equations (DGLAP) [2]. The unknown (input for the evolution) functions  $f_a(x, \mu_0)$  can usually be found empirically from some ‘‘QCD global analysis’’ [3, 4] of a large variety of data, typically at  $\mu > \mu_0$ .

In general, almost all  $pp$  processes that took place at the LHC energies, including the Higgs boson production, are sensitive to the charm  $f_c(x, \mu)$  or bottom  $f_b(x, \mu)$  PDFs. Nevertheless, within the global analysis the charm content of the proton at  $\mu \sim \mu_c$  and the bottom one at  $\mu \sim \mu_b$  are both assumed to be negligible. Here  $\mu_c$  and  $\mu_b$  are typical energy scales relevant to the  $c$ - and  $b$ -quark QCD excitation in the proton. These heavy quark components arise in the proton only perturbatively with increasing  $Q^2$ -scale through the gluon splitting in the DGLAP  $Q^2$  evolution [2]. Direct measurement of the open charm and open bottom production in the deep inelastic processes (DIS) confirms the perturbative origin of heavy quark flavours [5]. However, the description of these experimental data is not sensitive to the heavy quark distributions at relatively large  $x$  ( $x > 0.1$ ).

As was assumed by Brodsky with coauthors in [6, 7], there are *extrinsic* and *intrinsic* contributions to the quark-gluon structure of the proton. *Extrinsic* (or ordinary) quarks and gluons are generated on a short time scale associated with a large-transverse-momentum processes. Their distribution functions satisfy the standard QCD evolution equations. *Intrinsic* quarks and gluons exist over a time scale which is independent of any probe momentum transfer. They can be associated with bound-state (zero-momentum transfer regime) hadron dynamics and are believed to be of nonperturbative origin. Figure 1 gives a schematic view of a nucleon, which consists of three valence quarks  $q_v$ , quark-antiquark  $q\bar{q}$  and gluon sea, and, for example, pairs of the *intrinsic* charm ( $q_{in}^c \bar{q}_{in}^c$ ) and *intrinsic* bottom quarks ( $q_{in}^b \bar{q}_{in}^b$ ).

As is seen from Fig. 1, the *intrinsic* charm and bottom distributions have the  $x$ -dependence similar to the valence quark ones (compare the left top to the right top), however the maximum of the *intrinsic* charm magnitude is less than the valence one by a factor of 10 and more if the *intrinsic* charm probability in proton is about 3.5%. The *intrinsic* bottom distribution is similar to the *intrinsic* charm one, however its magnitude is less than the magnitude of *intrinsic* charm by factor 10, as it will be shown [12]. The distribution of the *extrinsic* (conventional perturbative) sea charm quarks in proton at  $Q^2 = 1.68$  (GeV/c)<sup>2</sup> is presented in the left bottom of Fig. 1, it is suppressed a lot (about a few order) comparing to the *intrinsic* charm distribution at  $x > 0.1$ .

It was shown in [7] that the existence of *intrinsic* heavy quark pairs  $c\bar{c}$  and  $b\bar{b}$  within the proton



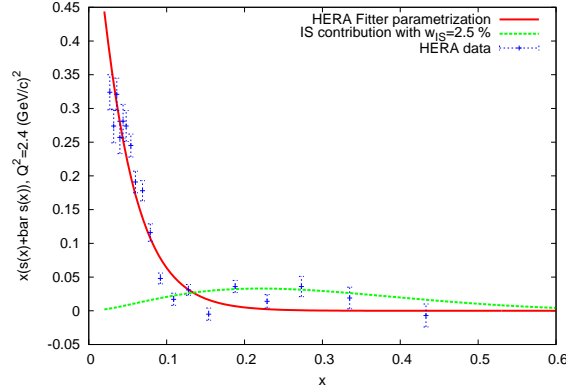
**Figure 1:** Schematic presentation of a nucleon consisting of three valence quarks  $q_v$ , quark-antiquark  $q\bar{q}$  and gluon sea, and pairs of the intrinsic charm ( $q_{in}^c \bar{q}_{in}^c$ ) and intrinsic bottom quarks ( $q_{in}^b \bar{q}_{in}^b$ ). Right top corresponds to valence  $u(x)$  and  $d(x)$  distributions at  $Q^2 = 1.68$  ( $\text{GeV}/c$ )<sup>2</sup>; the left bottom is the sea charm quark distribution; the left top is the *intrinsic* charm  $x$ -distribution and the right bottom is the *intrinsic* bottom  $x$ -distribution at the same  $Q^2$  value.

state could be due to the virtue of gluon-exchange and vacuum-polarization graphs. On this basis, within the MIT bag model [8], the probability to find the five-quark component  $|uudc\bar{c}\rangle$  bound within the nucleon bag was estimated to be about 1–2%.

Initially in [6, 7] S.Brodsky with coauthors have proposed existence of the 5-quark state  $|uudc\bar{c}\rangle$  in the proton (Fig. 1). Later some other models were developed. One of them considered a quasi-two-body state  $\bar{D}^0(u\bar{c})\bar{\Lambda}_c^+(udc)$  in the proton [9]. In [9]–[11] the probability to find the intrinsic charm (IC) in the proton (the weight of the relevant Fock state in the proton) was assumed to be 1–3.5%. The probability of the intrinsic bottom (IB) in the proton is suppressed by the factor  $m_c^2/m_b^2 \simeq 0.1$  [12], where  $m_c$  and  $m_b$  are the masses of the charmed and bottom quarks. Nevertheless, it was shown that the IC could result in a sizable contribution to the forward charmed meson production [13]. Furthermore the IC “signal” can constitute almost 100% of the inclusive spectrum of  $D$ -mesons produced at high pseudorapidities  $\eta$  and large transverse momenta  $p_T$  in  $pp$  collisions at LHC energies [14].

If the distributions of the intrinsic charm or bottom in the proton are hard enough and are similar in the shape to the valence quark distributions (have the valence-like form), then the production of the charmed (bottom) mesons or charmed (bottom) baryons in the fragmentation region should be similar to the production of pions or nucleons. However, the yield of this production depends on the probability to find the intrinsic charm or bottom in the proton, but this yield looks too small. The PDF which included the IC contribution in the proton have already been used in the perturbative QCD calculations in [9]–[11].

Due to the nonperturbative *intrinsic* heavy quark components one can expect some excess of the heavy quark PDFs over the ordinary sea quark PDFs at  $x > 0.1$ . The “signal” of these components can be visible in the observables of the heavy flavour production in semi-inclusive  $ep$  DIS and inclusive  $pp$  collisions at high energies. For example, it was recently shown that rather good description of the HERMES data on the  $xf_s(x, Q^2) + xf_{\bar{s}}(x, Q^2)$  at  $x > 0.1$  and  $Q^2 =$



**Figure 2:** The distributions of strange quarks  $xS(x) = x(s(x) + \bar{s}(x))$  in the proton; the solid line is the HERA Fitter parameterization of  $xS(x)$  at  $Q^2 = 2.4$  GeV/c, the dashed curve is the contribution of the *intrinsic* strangeness (IS) in the proton with the probability 2.5 %

2.5 GeV/c<sup>2</sup> [15] could be achieved due to existence of *intrinsic* strangeness in the proton, see Fig. 2. One can see from Fig. 2 that the inclusion of the *intrinsic* strangeness allows us to describe the HERA data rather satisfactorily in the whole  $x$ -region both at  $x \leq 0.1$  and  $x > 0.1$ .

Similarly, possible existence of the intrinsic charm in the proton can lead to some enhancement in the inclusive spectra of the open charm hadrons, in particular  $D$ -mesons, produced at the LHC in  $pp$ -collisions at high pseudorapidities  $\eta$  and large transverse momenta  $p_T$  [14].

The probability distribution for the 5-quark state ( $|uudc\bar{c}\rangle$ ) in the light-cone description of the proton was first calculated in [6]. The general form for this distribution calculated within the light-cone dynamics in the so-called BHPS model [6, 7] can be written as [15]

$$P(x_1, \dots, x_5) = N_5 \delta \left( 1 - \sum_{j=1}^5 x_j \right) \left( m_p^2 - \sum_{j=1}^5 \frac{m_j^2}{x_j} \right)^{-2}, \quad (1.1)$$

where  $x_j$  is the momentum fraction of the parton,  $m_j$  is its mass and  $m_p$  is the proton mass. Neglecting the light quark ( $u, d, s$ ) masses and the proton mass in comparison to the  $c$ -quark mass and integrating (1.1) over  $dx_1 \dots dx_4$  one can get the probability to find the intrinsic charm with momentum fraction  $x_5$  in the proton [?]:

$$P(x_5) = \frac{1}{2} \tilde{N}_5 x_5^2 \left[ \frac{1}{3} (1 - x_5) (1 + 10x_5 + x_5^2) - 2x_5 (1 + x_5) \ln(x_5) \right], \quad (1.2)$$

where  $\tilde{N}_5 = N_5 / m_{4,5}^4$ ,  $m_{4,5} = m_c = m_{\bar{c}}$ , the normalization constant  $N_5$  determines some probability  $w_{1C}$  to find the Fock state  $|uudc\bar{c}\rangle$  in the proton.

As a rule, the gluons and sea quarks play the key role in hard processes of open charm hadroproduction. Simultaneously, due to the nonperturbative *intrinsic* heavy quark components one can expect some excess of these heavy quark PDFs over the ordinary sea quark PDFs at  $x > 0.1$ . Therefore the existence of this intrinsic charm component can lead to some enhancement in the inclusive spectra of open charm hadrons, in particular  $D$ -mesons, produced at the LHC

in  $pp$ -collisions at large pseudorapidities  $\eta$  and large transverse momenta  $p_T$  [14]. Furthermore, as we know from [6]-[11] photons produced in association with heavy quarks  $Q(\equiv c, b)$  in the final state of  $pp$ -collisions provide valuable information about the parton distributions in the proton [9]-[25].

In this paper, having in mind these considerations we will first discuss where the above-mentioned heavy flavour Fock states in the proton could be searched for at the LHC energies. Following this we analyze in detail, and give predictions for, the LHC semi-inclusive  $pp$ -production of prompt photons accompanied by  $c$ -jets including the *intrinsic* charm component in the PDF.

## 2. Intrinsic heavy quarks in hard $pp$ collisions

### • Where can one look for the intrinsic heavy quarks?

It is known that in the open charm/beauty  $pp$ -production at large momentum transfer the hard QCD interactions of two sea quarks, two gluons and a gluon with a sea quark play the main role. According to the model of hard scattering [26]–[34] the relativistic invariant inclusive spectrum of the hard process  $p + p \rightarrow h + X$  can be related to the elastic parton-parton subprocess  $i + j \rightarrow i' + j'$ , where  $i, j$  are the partons (quarks and gluons). This spectrum can be presented in the following general form [30]–[32] (see also [35, 36]):

$$E \frac{d\sigma}{d^3p} = \sum_{i,j} \int d^2k_{iT} \int d^2k_{jT} \int_{x_i^{\min}}^1 dx_i \int_{x_j^{\min}}^1 dx_j \quad (2.1)$$

$$f_i(x_i, k_{iT}) f_j(x_j, k_{jT}) \frac{d\sigma_{ij}(\hat{s}, \hat{t})}{d\hat{t}} \frac{D_{i,j}^h(z_h)}{\pi z_h}.$$

Here  $k_{i,j}$  and  $k'_{i,j}$  are the four-momenta of the partons  $i$  or  $j$  before and after the elastic parton-parton scattering, respectively;  $k_{iT}, k_{jT}$  are the transverse momenta of the partons  $i$  and  $j$ ;  $z$  is the fraction of the hadron momentum from the parton momentum;  $f_{i,j}$  is the PDF; and  $D_{i,j}$  is the fragmentation function (FF) of the parton  $i$  or  $j$  into a hadron  $h$ .

When the transverse momenta of the partons are neglected in comparison with the longitudinal momenta, the variables  $\hat{s}, \hat{t}, \hat{u}$  and  $z_h$  can be presented in the following forms [30]:

$$\hat{s} = x_i x_j s, \quad \hat{t} = x_i \frac{t}{z_h}, \quad \hat{u} = x_j \frac{u}{z_h}, \quad z_h = \frac{x_1}{x_i} + \frac{x_2}{x_j}, \quad (2.2)$$

where

$$x_1 = -\frac{u}{s} = \frac{x_T}{2} \cot(\theta/2), \quad x_2 = -\frac{t}{s} = \frac{x_T}{2} \tan(\theta/2), \quad (2.3)$$

$$x_T = 2\sqrt{tu}/s = 2p_T/\sqrt{s}.$$

Here as usual,  $s = (p_1 + p_2)^2$ ,  $t = (p_1 - p'_1)^2$ ,  $u = (p_2 - p'_1)^2$ , and  $p_1, p_2, p'_1$  are the 4-momenta of the colliding protons and the produced hadron  $h$ , respectively;  $\theta$  is the scattering angle for the hadron  $h$  in the  $pp$  c.m.s. The lower limits of the integration in (2.2) are

$$x_i^{\min} = \frac{x_T \cot(\frac{\theta}{2})}{2 - x_T \tan(\frac{\theta}{2})}, \quad x_j^{\min} = \frac{x_i x_T \tan(\frac{\theta}{2})}{2x_i - x_T \cot(\frac{\theta}{2})}. \quad (2.4)$$

Actually, the parton distribution functions  $f_i(x_i, k_{iT})$  also depend on the four-momentum transfer squared  $Q^2$  that is related to the Mandelstam variables  $\hat{s}, \hat{t}, \hat{u}$  for the elastic parton-parton scattering [32]

$$Q^2 = \frac{2\hat{s}\hat{t}\hat{u}}{\hat{s}^2 + \hat{t}^2 + \hat{u}^2} \quad (2.5)$$

Calculating spectra by Eq.(2.2) we used the PDF which includes the IS (and does not include it) [11], the FF of the type AKK08 [34] and  $d\sigma_{ij}(\hat{s}, \hat{t})/d\hat{t}$  calculated within the LO QCD and presented, for example, in [33].

One can see that the Feynman variable  $x_F$  of the produced hadron, for example, the  $K$ -meson, can be expressed via the variables  $p_T$  and  $\eta$ , or  $\theta$  the hadron scattering angle in the  $pp$  c.m.s,

$$x_F \equiv \frac{2p_z}{\sqrt{s}} = \frac{2p_T}{\sqrt{s}} \frac{1}{\tan \theta} = \frac{2p_T}{\sqrt{s}} \sinh(\eta). \quad (2.6)$$

At small scattering angles of the produced hadron this formula becomes

$$x_F \sim \frac{2p_T}{\sqrt{s}} \frac{1}{\theta}. \quad (2.7)$$

It is clear that for fixed  $p_T$  an outgoing hadron must possess a very small  $\theta$  or very large  $\eta$  in order to have large  $x_F$  (to follow forward, or backward direction).

In the fragmentation region (of large  $x_F$ ) the Feynman variable  $x_F$  of the produced hadron is related to the variable  $x$  of the intrinsic charm quark in the proton, and according to the longitudinal momentum conservation law, the  $x_F \simeq x$  (and  $x_F < x$ ). Therefore, the visible excess of the inclusive spectrum, for example, of  $K$ -mesons can be due to the enhancement of the IS distribution (see Fig. 2) at  $x > 0.1$ .

(2.2) can be presented in the following form:

$$x_i^{\min} = \frac{x_R + x_F}{2 - (x_R - x_F)}, \quad x_j^{\min} = \frac{x_i(x_R - x_F)}{2x_i - (x_R + x_F)}, \quad (2.8)$$

where  $x_R = 2p/\sqrt{s}$  and the Feynman variable  $x_F$  of the produced hadron, for example the  $D$ -meson, can be expressed via the variables  $p_T$  and  $\eta$ , or  $\theta$  being the hadron scattering angle in the  $pp$  c.m.s:

$$x_F \equiv \frac{2p_z}{\sqrt{s}} = \frac{2p_T}{\sqrt{s}} \frac{1}{\tan \theta} = \frac{2p_T}{\sqrt{s}} \sinh(\eta). \quad (2.9)$$

One can see from (2.8) that, at least, one of the low limits  $x_i^{\min}$  of the integral (2.2) must be  $\geq x_F$ . Thus if  $x_F \geq 0.1$ , then  $x_i^{\min} > 0.1$ , where the ordinary (*extrinsic*) charm distribution is completely negligible in comparison with the *intrinsic* charm distribution. Therefore, at  $x_F \geq 0.1$ , or equivalently at the charm momentum fraction  $x_c > 0.1$  the *intrinsic* charm distribution intensifies the charm PDF contribution into charm hadroproduction substantially (see Fig.(1)). As a result, the spectrum of the open charm hadroproduction can be increased in a certain region of  $p_T$  and  $\eta$  (which corresponds to  $x_F \geq 0.1$  in accordance to (2.8)). We stress that this excess (or even the very possibility to observe relevant events in this region) is due to the non-zero contribution of IC component at  $x_c > x_F > 0.1$  (where non-IC component completely vanishes).

This possibility was demonstrated for the  $D$ -meson production at the LHC in [14]. It was shown that the  $p_T$  spectrum of  $D$ -mesons is enhanced at pseudorapidities of  $3 < \eta < 5.5$  and  $10 \text{ GeV}/c < p_T < 25 \text{ GeV}/c$  due to the IC contribution, which was included using the CTEQ66c PDF [11]. For example, due to the IC PDF, with probability about 3.5 %, the  $p_T$ -spectrum increases by a factor of 2 at  $\eta = 4.5$ . A similar effect was predicted in [37].

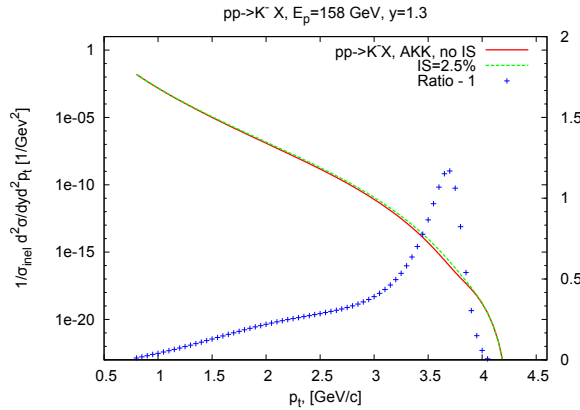
One expects a similar enhancement in the experimental spectra of the open bottom production due to the (hidden) intrinsic bottom (IB) in the proton, which could have a distribution very similar to the one given in (1.2). However, the probability  $w_{\text{IB}}$  to find the Fock state with the IB contribution  $|uudb\bar{b}\rangle$  in the proton is about 10 times smaller than the IC probability  $w_{\text{IC}}$  due to relation  $w_{\text{IB}}/w_{\text{IC}} \sim m_c^2/m_b^2$  [7, 12].

The IC “signal” can be studied not only in the inclusive open (forward) charm hadroproduction at the LHC, but also in some other processes, such as production of real prompt photons  $\gamma$  or virtual ones  $\gamma^*$ , or  $Z^0$ -bosons (decaying into dileptons) accompanied by  $c$ -jets in the kinematics available to the ATLAS and CMS experiments. The contributions of the heavy quark states in the proton could be investigated also in the  $c(b)$ -jet production accompanied by the vector bosons  $W^\pm, Z^0$ . Similar kinematics given by (2.8) and (2.9) can also be applied to these hard processes.

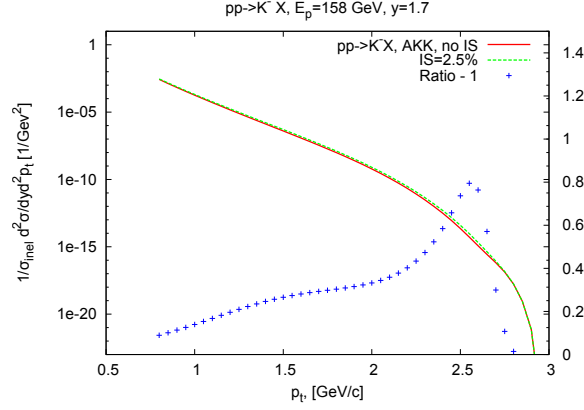
In the next section we analyze in detail the hard process of the real photon production in  $pp$  collision at the LHC energies accompanied by the  $c$ -jet including the IC contribution in the proton.

## 2.1 Intrinsic strangeness

Let us analyze now how the possible existence of the intrinsic strangeness in the proton can be visible in  $pp$  collisions. For example, consider the  $K^-$ -meson production in the process  $pp \rightarrow K^- + X$ . Considering the intrinsic strangeness in the proton [15] we calculated the inclusive spectrum  $ED\sigma/d^3p$  of such mesons within the hard scattering model (Eq.(2.2)), which describes satisfactorily the HERA and HERMES data on the DIS. The FF and the parton cross sections were taken from [34, 33], respectively, as mentioned above. In Figs. (3,4) the inclusive  $p_T$ -spectra of



**Figure 3:** The  $K^-$ -meson distributions (with and without intrinsic strangeness contribution) over the transverse momentum  $p_t$  for  $pp \rightarrow K^- + X$  at the initial energy  $E = 158 \text{ GeV}$ , the rapidity  $y = 1.3$  and  $p_t \geq 0.8 \text{ GeV}/c$



**Figure 4:** The  $K^-$ -meson distributions (with and without intrinsic strangeness contribution) over the transverse momentum  $p_t$  for  $pp \rightarrow K^- + X$  at the initial energy  $E = 158$  GeV, the rapidity  $y = 1.7$  and  $p_t \geq 0.8$  GeV/c

$K^-$ -mesons produced in  $pp$  collision at the initial energy  $E_p = 158$  GeV are presented at the rapidity  $y = 1.3$  (Fig 3) and  $y = 1.7$  (Fig 4). The solid lines in Figs. (3,4) correspond to our calculation ignoring the *intrinsic strangeness* (IS) in the proton and the dashed curves correspond to the calculation including the IS with the probability about 2.5%, according to [15]. The crosses show the ratio of our calculation with the IS and without the IS minus 1. One can see from Figs. (3,4, right axis) that the IS signal can be above 200 % at  $y = 1.3$ ,  $p_t = 3.6$ - $3.7$  GeV/c and slightly smaller, than 200 % at  $y = 1.7$ ,  $p_t \simeq 2.5$  GeV/c. Actually, this is our prediction for the NA61 experiment that is now under way at CERN.

### 3. Prompt photon and $c$ -jet production

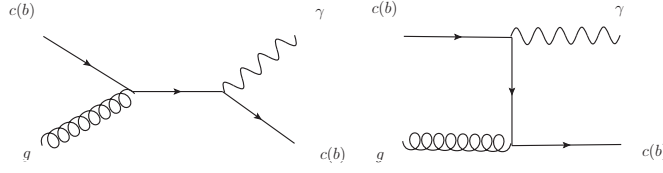
Recently the investigation of prompt photon and  $c(b)$ -jet production in  $p\bar{p}$  collisions at  $\sqrt{s} = 1.96$  TeV was carried out at the TEVATRON [18]-[20]. In particular, it was observed that the ratio of the experimental spectrum of the prompt photons, (accompanied by the  $c$ -jets) to the relevant theoretical expectation (based on the conventional PDF which ignored the *intrinsic charm*) increases with  $p_T^\gamma$  up to factor about 3 when  $p_T^\gamma$  reaches 110 GeV/c. Furthermore, taking into account the CTEQ66c PDF, which includes the IC contribution obtained within the BHPS model [6, 7] one can reduce this ratio up to 1.5 [38]. For the  $\gamma + b$ -jets  $p\bar{p}$ -production no enhancement in the  $p_T^\gamma$ -spectrum was observed at the beginning of the experiment [18, 20]. However in 2012 the DØ collaboration has confirmed observation of such an enhancement [39].

This intriguing observation stimulates our interest to look for a similar “IC signal” in  $pp \rightarrow \gamma + c(b) + X$  processes at LHC energies, see [22].

The LO QCD Feynman diagrams for the process  $c(b) + g \rightarrow \gamma + c(b)$  are presented in Fig. 5. These hard sub-processes give the main contribution to the reaction  $pp \rightarrow \gamma + c(b)$ -jet+ $X$ .

Within LO QCD, in addition to the main subprocesses illustrated in Fig. 5 one considers the subprocesses  $gg \rightarrow c\bar{c}$ ,  $qc \rightarrow qc$ ,  $gc \rightarrow gc$  accompanied by the bremsstrahlung  $c(\bar{c}) \rightarrow c\gamma$ , the con-





**Figure 5:** The Feynman diagrams for the hard process  $c(b)g \rightarrow \gamma c(b)$ , the one-quark exchange in the s-channel (left) and the same in the t-channel (right).

tribution of which is sizable at low  $p_T^\gamma$  and can be neglected at  $p_T^\gamma > 60$  GeV/c, see [22] and references therein. The diagrams within the NLO QCD are more complicated than Fig. 5.

Let us illustrate qualitatively the kinematical regions where the IC component can contribute significantly to the spectrum of prompt photons produced together with a  $c$ -jet in  $pp$  collisions at the LHC. For simplicity we consider only the contribution to the reaction  $pp \rightarrow \gamma + c(\text{jet}) + X$  of the diagrams given in Fig. 5. According to (2.9) and (2.8), at certain values of the transverse momentum of the photon,  $p_T^\gamma$ , and its pseudo-rapidity,  $\eta_\gamma$ , (or rapidity  $y_\gamma$ ) the momentum fraction of  $\gamma$  can be  $x_{F\gamma} > 0.1$ , therefore the fraction of the initial  $c$ -quark must also be above 0.1, where the IC contribution in the proton is enhanced (see Fig.(1)). Therefore, one can expect some non-zero IC signal in the  $p_T^\gamma$  spectrum of the reaction  $pp \rightarrow \gamma + c + X$  in this certain region of  $p_T^\gamma$  and  $y_\gamma$ . In principle, a similar qualitative IC effect can be visible in the production of  $\gamma^*/Z^0$  decaying into dileptons accompanied by  $c$ -jets in  $pp$  collisions.

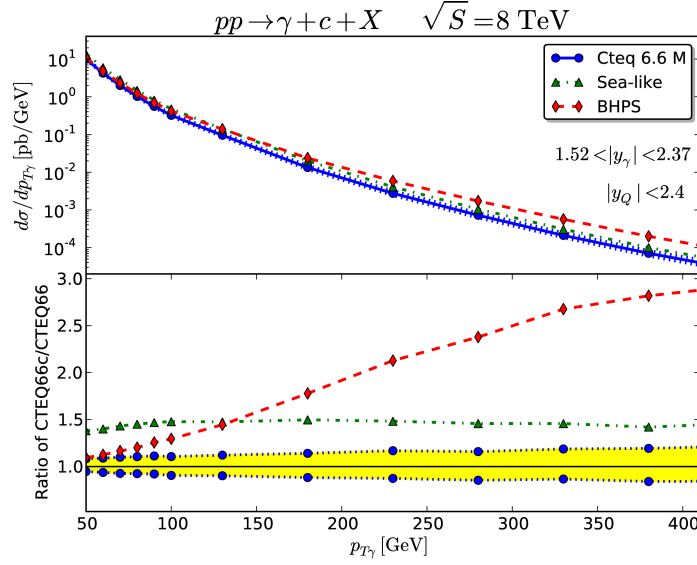
Experimentally one can measure the prompt photons accompanied by the  $c(b)$ -jet corresponding to the hard subprocess  $c(b)g \rightarrow \gamma c(b)$  presented in Fig. 5, when  $\gamma$  and the  $c(b)$ -jet are emitted back to back. Therefore, it would be interesting to look at the contribution of this graph to the  $p_T^\gamma$  spectrum compared to total QCD calculation including the NLO corrections.

In Fig. 6 the differential cross-section  $d\sigma/dp_T^\gamma$  calculated at NLO in the massless quark approximation as described in [38] is presented as a function of the transverse momentum of the prompt photon. The following cuts are applied:  $p_T^\gamma > 45$  GeV,  $p_T^c > 20$  GeV with the  $c$ -jet pseudorapidity in the interval  $|y_c| \leq 2.4$  and the photon pseudorapidity in the forward region of photon rapidities  $1.52 < |y_\gamma| < 2.37$ . The solid blue line represents the differential cross-section calculated with the radiatively generated charm PDF (CTEQ66), the dash-dotted green line uses as input the sea-like PDF (CTEQ66c4) and the dashed red line the BHPS PDF (CTEQ66c2). In the lower half of Fig. 6 the above distributions normalized to the distribution acquired using the CTEQ66 PDF and  $\mu_r = \mu_f = \mu_F = p_T^\gamma$ , are presented. The shaded yellow region, represents the scale dependence. Clearly the difference between the spectrum using the BHPS IC PDF and the one using the radiatively generated PDF increases as  $p_T^\gamma$  increases.

Therefore Fig. (6) shows that the IC signal could be visible at the LHC energies with both the ATLAS and CMS detectors in the process  $pp \rightarrow \gamma + c + X$  when  $p_T^\gamma \simeq 150$  GeV/c. In the region the IC signal dominates over the all non-intrinsic charm background with significance at a level of a factor of 2 (in fact 170%).

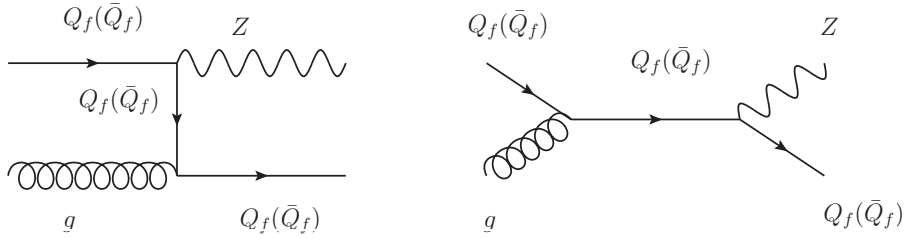
#### 4. $W/Z$ -boson and $b, c$ -jet production

Let us analyse now another process, the production of vector boson accompanied by the  $b$ -



**Figure 6:** The  $d\sigma/dp_T^\gamma$  distribution versus the transverse momentum of the photon for the process  $pp \rightarrow \gamma + c + X$  at  $\sqrt{s} = 8$  TeV using CTEQ6.6M (solid blue line), BHPS CTEQ6c2 (dashed red line) and sea-like CTEQ6c4 (dash-dotted green line), for forward photon rapidity  $1.52 < |y_\gamma| < 2.37$ . The ratio of these spectra with respect to the CTEQ6.6M (solid blue line) distributions (bottom). The calculation was done within the NLO QCD approximation.

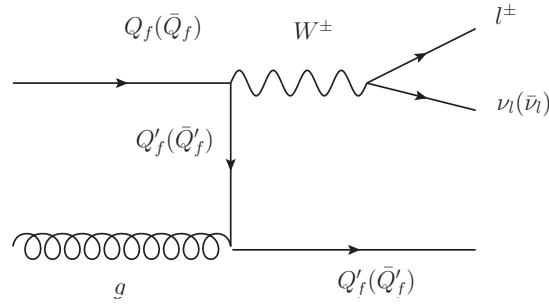
jet in  $pp$  collision. The LO QCD diagram for the process  $Q\bar{Q}_f + g \rightarrow Z^0 + Q_f(\bar{Q}_f)$  is presented in Fig. 7. These hard subprocesses can give the main contribution to the reaction  $pp \rightarrow Z^0(\rightarrow l^+ + l^-) + Q_f(\bar{Q}_f) - jet + X$ , which could give us also the information on the IC contribution in the proton. The LO QCD diagram for the process  $Q\bar{Q}_f + g \rightarrow W^\pm + Q'_f(\bar{Q}'_f)$  is presented in



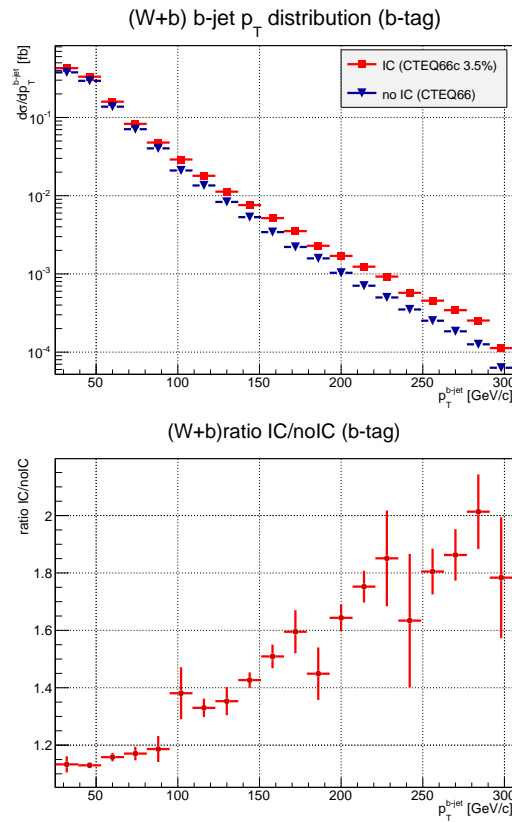
**Figure 7:** LO Feynman diagrams for the process  $Q_f(\bar{Q}_f)g \rightarrow ZQ_f(\bar{Q}_f)$ , where  $Q_f = c, b$

Fig. 8, where  $Q_f = c, b$  and  $Q'_f = b, c$ . These hard subprocesses can give the main contribution to the reaction  $pp \rightarrow W^\pm(\rightarrow l^+ + \nu) + Q'_f(\bar{Q}'_f) - jet + X$ , which could give us the information not only on the IC contribution but also on the IS one in the proton.

In Fig. 9 (top) the transverse momentum spectrum of  $W^+$ -boson accompanied by the  $b$ -jet produced in  $pp$  collision at the LHC energy  $\sqrt{s} = 8$  TeV is presented calculated within the MCFM generator, see processes 12+17 [44]. The down line corresponds to the calculation without the IC, the upper curve is our result including the IC contribution in the PDF CTEQ6,6c with the probability about 3.5%. In Fig. 9 (bottom) the ratio of spectra with and without IC contribution the proton



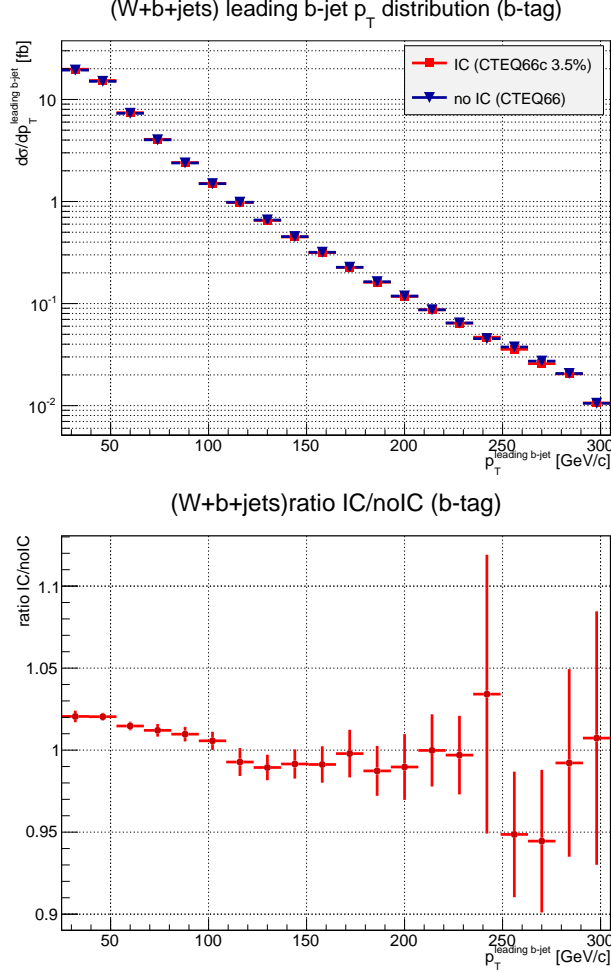
**Figure 8:** Example of an LO Feynman diagram for the process  $Q_f(\bar{Q}_f)g \rightarrow W^\pm Q'_f(\bar{Q}'_f)$ , where  $Q_f = c, b$  and  $Q'_f = b, c$  respectively.



**Figure 9:** Comparison of the  $p_T$ -spectra for the NLO  $pp \rightarrow W + b$ , processes 12+17 [44] obtained with PDF including intrinsic charm component (CTEQ66c) and PDF having only extrinsic component (CTEQ66, top). Bottom: Ratio of these two spectra.

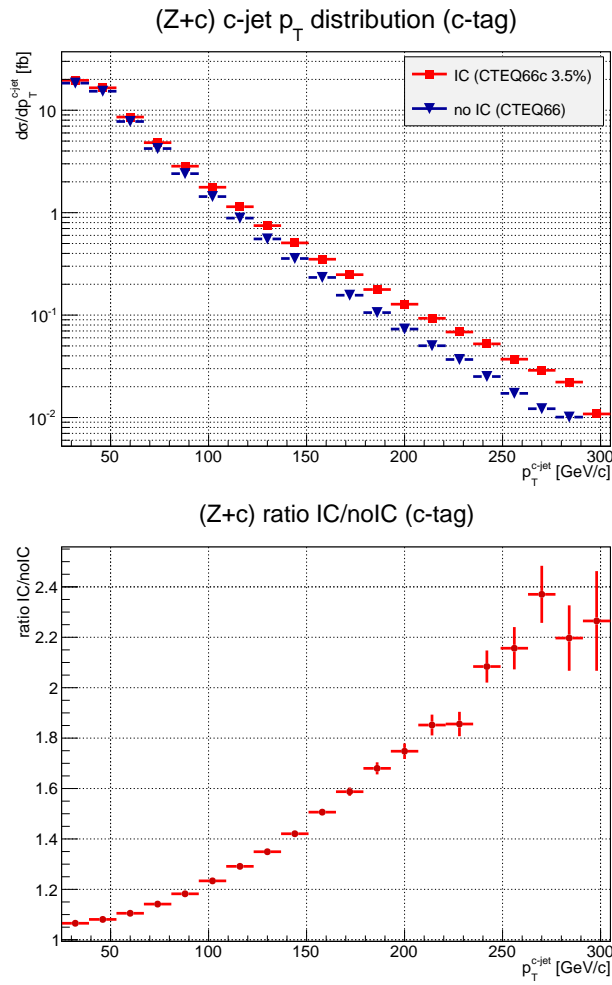
PDF is presented. It is seen that the IC contribution grows when the transverse momentum of the  $b$ -jet  $p_T^{b\text{-jet}}$  increases and becomes a factor about 2 at  $p_T^{b\text{-jet}} = 250\text{-}300$  GeV/c. However, the cross section of this process is too low especially at large  $p_T^{b\text{-jet}}$ . Therefore, we calculated within the NLO the distribution of the leading  $b$ -jet produced in  $pp$  collision at  $\sqrt{s} = 8$  TeV in association with

$W^\pm$ -boson and another jets (heavy and light) as a function of its transverse momentum  $p_T^{leadingbjet}$ , processes 401+406+402+407 [44]. This spectrum is presented in Fig. 10 (top) with IC and without IC contribution in PDF. It is seen that the cross section of these processes is much larger than the one for processes presented in Fig. 10. However, in these processes there is no IC signal at any  $50 \text{ GeV}/c < p_T^{leadingbjet} < 300 \text{ GeV}/c$ , as is seen from Fig. 10 (bottom). Therefore, we calculated



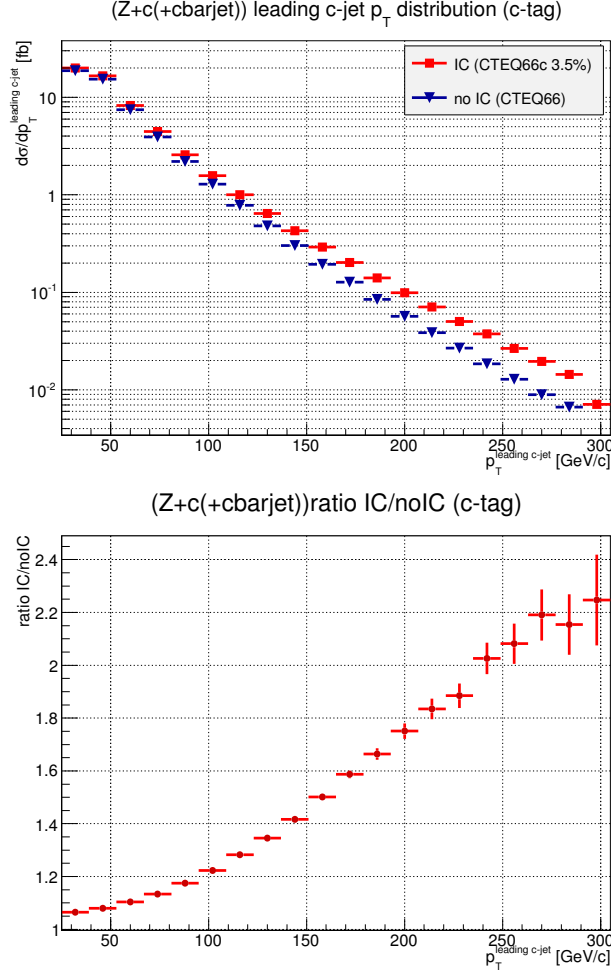
**Figure 10:** Comparison of the  $p_T$ -spectra for the NLO  $pp \rightarrow W + b + jet$  processes 401/406 and 402/407 [44] obtained with PDF including intrinsic charm component (CTEQ66c) and PDF having only extrinsic component (CTEQ66, top). Bottom: Ratio of these two spectra.

within the NLO the similar  $p_T$ -spectrum of the  $c$ -jet produced in  $pp$  collision at  $\sqrt{s} = 8 \text{ TeV}$  in association with  $Z^0$ -boson using the PDF with and without the IC contribution. This spectrum is presented in Fig. 11 (top). It is seen that the cross section is the same order as the cross section for  $pp \rightarrow W + b + jet$  presented in Fig. 10. The IC signal in this process grows when  $p_T^{cjet}$  increases and becomes a factor about 2.4 at  $p_T^{cjet} = 250\text{-}300 \text{ GeV}/c$ , as is seen from Fig. 11 (bottom). In Fig. 12 (top) the spectrum of the leading  $c$ -jet produced in  $pp$  collision at  $\sqrt{s} = 8 \text{ TeV}$  in association with  $Z^0$ -boson and other  $c$ - and light jets is presented ( processes 262,264,267 [44] ). We used the



**Figure 11:** Comparison of the  $p_T$ -spectra for the total NLO  $pp \rightarrow Z + c$  **process 262** obtained with PDF including intrinsic charm component (CTEQ66c) and PDF having only extrinsic component (CTEQ66, top). Bottom: Ratio of these two spectra.

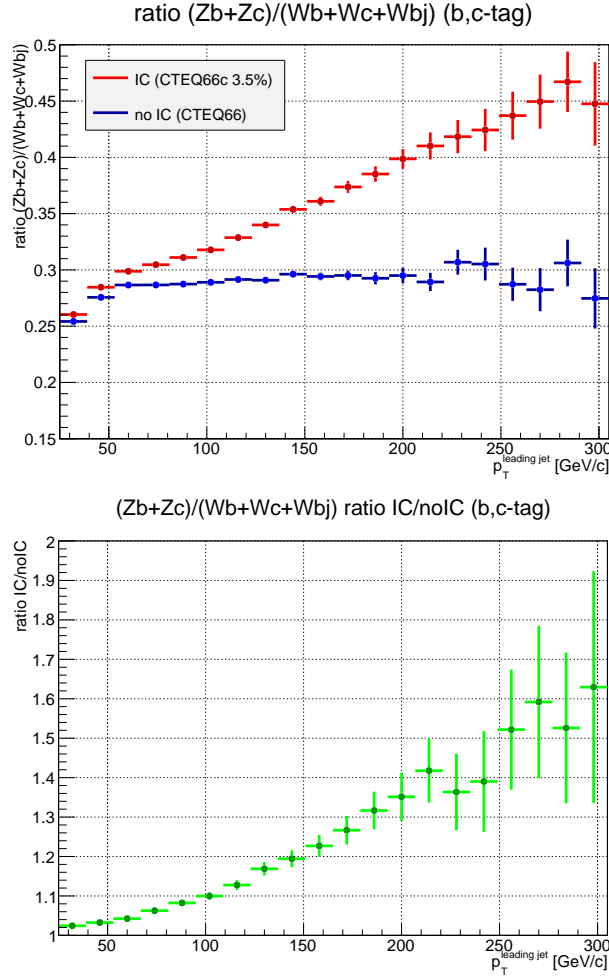
PDF with and without the  $IC$  contribution and the  $c$ -jet tagging efficiency has been applied.



**Figure 12:** Comparison of the  $p_T$ -spectra for the total NLO processes  $pp \rightarrow Z + c(\bar{c})$  ( processes 262,264,267 [44] ) obtained with PDF including intrinsic charm component (CTEQ66c) and PDF having only an extrinsic component (CTEQ66). Heavy flavor jet tagging efficiencies have been applied to the  $c$ -jets and the  $b$ -jets (top). Bottom: Ratio of these two spectra.

## 5. Conclusion

We analyzed the inclusive  $K^-$ -meson production in  $pp$  collision at the initial energy  $E_p = 158$  GeV and gave some predictions for the NA61 experiment going on at CERN. We showed that in the inclusive spectrum of  $K^-$ -mesons as a function of  $p_t$  at some values of their rapidities the signal of the *intrinsic* strangeness can be visible and reach about 200% and more at large momentum transfer we took. The probability of the *intrinsic* strangeness to be about 2.5%, as was found from the best description of the HERA and HERMES data on the DIS, see [15] and references therein. The similar predictions can be made for the open strangeness production at the energies of the CBM (Darmstadt) and NICA (Dubna) experiments. The main goal of such predictions is to show that at the certain kinematical region the contribution of the *intrinsic* strangeness in the proton can result in the enhancement in inclusive spectra by a factor of 2-3. This enhanced strangeness in the



**Figure 13:** Comparison of the ratio of the  $p_T$ -spectra for  $Z + Q$  to  $W + Q$  processes obtained with PDF including intrinsic charm component (CTEQ66c) and PDF having only an extrinsic component (CTEQ66). Heavy flavour jet tagging efficiencies have been applied to the  $c$ -jets and the  $b$ -jets (top). Bottom: Ratio of these two ratios of spectra

nucleon can lead to the enhanced yield of the strange hadrons produced in AA collisions at NICA and CBM in the kinematical region forbidden for the free  $NN$  collisions.

We have shown also that the possible existence of an intrinsic heavy quark component to the proton can be seen not only in the forward open heavy flavor production of  $pp$ -collisions (as it was believed before) but it can also be observed in the semi-inclusive  $pp$ -production of massive vector bosons in association with heavy flavor jets ( $b$ , and  $c$ ). In particular, it was shown that the  $IC$  contribution can produce much more  $Z + c$ -jet events (factor 1.5 – 2) than what is predicted from extrinsic contribution to PDF alone, when the heavy flavor jet has a transverse momentum of  $p_T^{\text{jet}} > 100$  GeV/c and a pseudo-rapidity satisfying  $1.5 < |\eta_{\text{jet}}| < 2.4$ . We then showed that this conclusion stays true when the  $Z + b$  negative contribution and the inefficiencies in the experimental identification of heavy flavor jets are taken into account.

We then showed that because of the dominant contribution of gluon-splitting processes, the production of  $W$ -bosons accompanied by heavy flavor jets is not sensitive to intrinsic quarks. We took advantage of this to propose a promising measurement that reduces the expected systematic uncertainties on the measurement results compared to a differential cross section measurement of the heavy flavor jet spectrum in  $Z + Q$  events. The idea is to use the ratio of the leading heavy flavor spectra in inclusive heavy flavor  $Z + Q$  to  $W + Q$  events to verify the predictions about an  $IC$  contribution to the proton. Such measurements can already be made with ATLAS and CMS available data.

## 6. Acknowledgements

We thank S.J.Brodsky, M. Gazdzicki, S.M. Pulawski and A.Rustamov for extremely helpful discussions and recommendations for the predictions on the search for the possible intrinsic heavy flavour components in  $pp$  collisions at high energies. We are also grateful to P-H.Beauchmin for very productive collaboration, H.Jung, A.Likhoded, A.V.Lipatov, and N.P.Zotov for very helpful discussions. This work was supported in part by the Russian Foundation for Basic Research, grant No: 13-02001060 (Lykasov).

## References

- [1] J.W.Negele *et al.*, Nucl.Phys. B [Proc.Suppl.] **128**, (2004) 170; W.Schroers, Nucl. Phys. A **755** (2005) 333.
- [2] V.N. Gribov and L.N. Lipatov, Sov.J.Nucl.Phys. **15** (1972) 438; G. Altarelli and G. Parisi, Nucl.Phys. B **126** (1997) 298; Yu.L. Dokshitzer, Sov.Phys. JETP **46** (1977) 641.
- [3] J.Pumplin, D.R.Stump, J.Huston, H.L.Lai, P.Nadolsky and W.K.Tung, J. High Energy Physics **07** (2002) 012; D.R.Stump, J.Huston, J.Pumplin, W.K.Tung, H.L.Lai, S.Kuhlmann and J.F.Owens, J. High Energy Physics **10** (2003) 046.
- [4] R.S.Torne, A.d.Martin, W.G.Stirling, and R.G.Roberts, arXiv:04073 [hep-ph0].
- [5] A.Aktas, *etal.*, (H1 Collaboration), Eur.Phys. J.C40, (2005) 349; arXiv:0507081 [hep-ex].
- [6] Brodsky S., Hoyer P., Peterson C., Sakai N., Phys.Lett. B **93** (1980) 451.
- [7] Brodsky S., Peterson C., Sakai N., Phys.Rev. D, **23** (1981) 2745.
- [8] J.F.Donoghue, E.Golowich, Phys.Rev.D **15** (1977) 3421.
- [9] Pumplin J., Phys.Rev. D **73** (2006) 114015.
- [10] Pumplin J., Lai H., Tung W., Phys.Rev. D **75** (2007) 054029.
- [11] Nadolsky P. M., *et. al.*, Phys. Rev. D **78** (2008) 013004.
- [12] Polyakov M. V., Schafer A., Teryaev O. V., Phys.Rev. D **60** (1999) 051502.
- [13] Goncalves V., Navarra F., Nucl.Phys. A **842** (2010) 59.
- [14] G.I.Lykasov, V.A.Bednyakov, A.F.Pikelner and N.I.Zimin, Eur.Phys.Lett. **99** (2012) 21002; arXiv:1205.1131v2 [hep-ph].



- [15] Jen-Chieh Peng, Wen-Chen Chang, Published in PoS QNP2012 (2012) 012 Plenary talk at Conference: C12-04-16; arXiv:1207.2193 [hep-ph].
- [16] A.Airapetian, HERMES Collaboration, Phys.Lett.B666:446-450,2008; arXiv:0803.2993 [hep-ex].
- [17] Litvine V. A., Likhoded A. K., Phys. Atom. Nucl. **62** (1999) 679.
- [18] V.M.Abazov *et al.*, Phys.Rev.Lett. **102** (2009) 192002; arXiv:0901.0739 [hep-ex].
- [19] V.M. Abazov, *et al.*, Phys.Lett. B **719** (2013) 354; arXiv:1210.5033 [hep-ex].
- [20] T. Aaltonen, *et al.*, Phys.Rev. D **81** (2010) 052006; arXiv:0912.3453 [hep-ex].
- [21] V.M. Abazov, *et al.*, Phys.Lett. B **714** (2012) 32; arXiv:1203.5865 [hep-ex].
- [22] V.A. Bednyakov, M.A. Demichev, G.I.Lykasov, T.Stavreva, M.Stockton, Phys.Lett. B 728 (2014) 602.
- [23] Vogt R., Prog. Part. Nucl. Phys. **45** (2000) S105.
- [24] Navarra F. S., Nielsen M., Nunes C. A. A., Teixeira M., Phys.Rev. D **54** (1996) 842.
- [25] Melnichouk W., Thomas A. W., Phys.Lett. B **414** (1997) 134.
- [26] A.V.Efremov, Sov.J.Nucl.Phys., **19**, 176 (1974).
- [27] P.Nasson, S.Dawson & R.K.Ellis, Nucl.Phys., B **303**, 607 (1988).
- [28] P.Nasson, S.Dawson & R.K.Ellis, Nucl.Phys., B **327**, 49 (1989).
- [29] P.Nasson, S.Dawson & R.K.Ellis, Nucl.Phys., B **3335**, 260(E) (1989)
- [30] R.D.Field,R.P.Feyman, Phys.Rev.D **15** (1977) 2590.
- [31] R.P.Feyman, R.D.Field, and G.C.Fox, Nucl.Phys.B **128** (1977) 1.
- [32] R.P.Feyman, R.D.Field, and G.C.Fox, Phys.Rev.D **18** (1977) 3320.
- [33] M.L.Mangano, Physics-Uspekhi, **53** (2010) 109.
- [34] S.Albino, B.A.Kniehl, G.Kramer (AKK08), Nucl.Phys. **B803** (2008) 42.
- [35] V.A. Bednyakov, A.A. Grinyuk, G.I. Lykasov, M. Poghosyan, Nucl.Phys. B **219-220** [Proc.Suppl.] (2011) 225; arXiv:11040532 [hep-ph].
- [36] V.A. Bednyakov, A.A. Grinyuk, G.I. Lykasov, M. Poghosyan, Int.J.Mod.Phys. A**27** (2012) 1250042.
- [37] B. Kniehl, G. Kramer, I. Schienbein and H. Spiesberger, Eur.Phys.J., **C72** (2012) 2082; arXiv:1202.0439v1 (2012) [hep-ph] .
- [38] T.P. Stavreva, and J.F. Owens, Phys.Rev. D **79** (2009) 054017; arXiv:0901.3791 [hep-ph].
- [39] V.M. Abazov, *et al.*, Phys.Lett. B **714** (2012) 32; arXiv:1203.5865 [hep-ex].
- [40] ATLAS Collaboration, JINST 3, S08003 (2008).
- [41] CMS Collaboration, JINST 3, S08004 (2008).
- [42] T. Sjostrand,S. Mrenna and P.Z. Skands, Comput.Phys.Commun.,**178** (2008) 852.
- [43] J. Pumplin, H.L. Lai, W.K. Tung, Phys.Rev. D **75** (2007) 054029.
- [44] J.M. Campbell and R.K. Ellis, Phys. Rev. **D 65** (2002) 113007; <http://mcfm.fnal.gov/>