

## What is the Astrophysical Meaning of the Intermediate Subgroup of GRBs?

---

**Jakub Řípa**<sup>\*†</sup>

*Institute of Basic Science, Sungkyunkwan University*

*2066 Seobu-ro, Suwon, 440-746, Korea*

*E-mail: [ripa.jakub@gmail.com](mailto:ripa.jakub@gmail.com)*

**Attila Mészáros**

*Charles University in Prague, Faculty of Mathematics and Physics, Astronomical Institute*

*V Holešovičkách 2, CZ 180 00 Prague 8, Czech Republic*

*E-mail: [meszaros@cesnet.cz](mailto:meszaros@cesnet.cz)*

Published articles concerning the intermediate (third) subgroup of GRBs are surveyed. From a statistical perspective this subgroup may exist, however its significance depends on which data set is used. Its astrophysical meaning is unclear because the occurrence of this subgroup can also be an artificial selection effect. Hence, GRBs from this subgroup need not be given by a physically different phenomenon. The aim of this contribution is to search for the answer to the question in the title.

*Swift: 10 Years of Discovery*

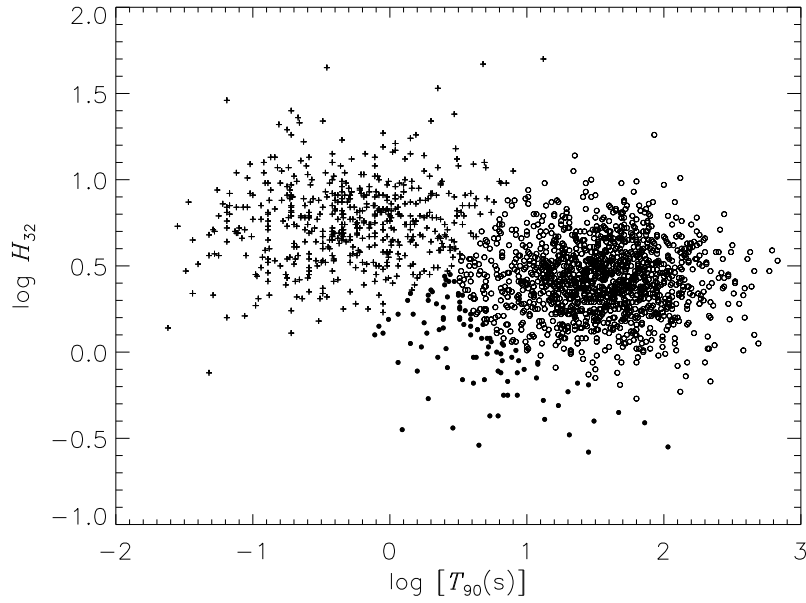
*2-5 December 2014*

*La Sapienza University, Rome, Italy*

---

<sup>\*</sup>Speaker.

<sup>†</sup>We gratefully appreciate useful comments from Stephen Appleby. This study was supported by the Grant Agency of the Czech Republic - Grant No. P209/10/0734, and by the Creative Research Initiatives Program (RCMST) of MSIP/NRF in Korea.



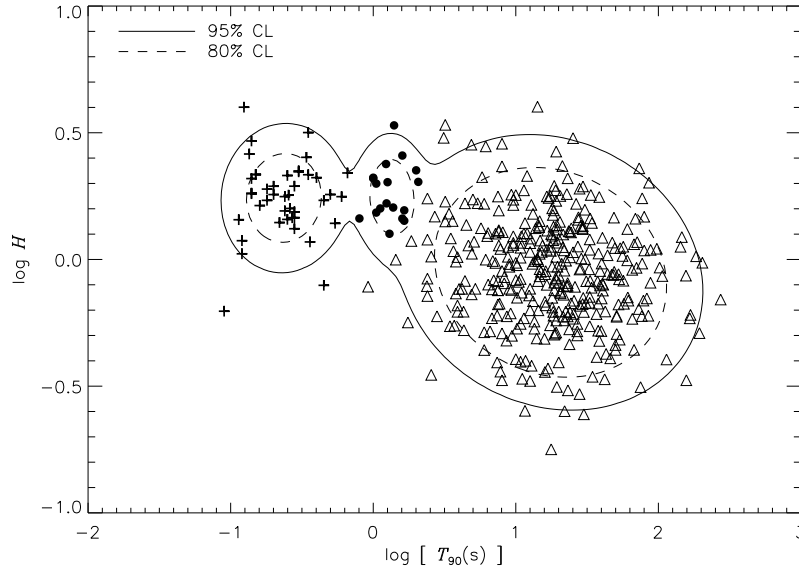
**Figure 1:** Hardness ratio  $H_{32}$  vs.  $T_{90}$  duration of GRBs detected by CGRO-BATSE with identified groups of short (crosses), intermediate (full circles), and long (open circles) bursts as published in [20].

## 1. Two - Three Different Groups of GRBs

Gamma-Ray Bursts (GRBs) are fascinating cosmological objects, but they are not all of the same kind. There are at least two different groups, ‘short/hard’ and ‘long/soft’ [1, 2, 3, 4, 5, 6, 7, 8]. A possibility of the existence of further groups has been intensively studied using various statistical techniques [9, 10, 11, 12, 13, 14, 15, 16, 17, 18, 19, 20, 21, 22]. It has been postulated that there might be a third group of GRBs with intermediate durations. However, statistical tests applied to different datasets obtained from different satellites assign varying significance to this result. The astrophysical origin of this subgroup also remains unclear.

The three groups of GRBs found by BATSE, an instrument on board the Compton Gamma-Ray Observatory (CGRO), are shown in Figure 1. The figure compares the durations  $T_{90}$  and hardnesses  $H_{32}$ , i.e. the ratios of the received energy per unit area in the range 100 – 300 keV over the same quantity in the range 50 – 100 keV. In the figure 1956 bursts are shown - they were observed by this instrument over the years 1991-2000.

The short/hard and the long/soft groups are clearly separated around  $T_{90} \simeq 2$  s. It is now generally accepted [4] that they are distinct astrophysical phenomena. The long ones are believed to be coupled with supernovae type Ic. The physics of the short bursts remains unclear, although a merging of two compact objects such as neutron stars has been suggested [23].



**Figure 2:** Hardness ratio  $H$  vs. duration  $T_{90}$  of GRBs detected by RHESSI with identified groups of short (crosses), intermediate (full circles), and long (triangles) bursts as published in [10].

Several statistical analyses show that the existence of an intermediate subclass cannot be excluded. Three distinct groups have been found - not only in the BATSE<sup>1</sup> database, but also for the RHESSI<sup>2</sup> (Figure 2) and Swift-BAT<sup>3</sup> (Figure 3) databases (see [10] and references therein). Hence, from a statistical perspective, the existence of three subgroups is likely. However, it does not immediately follow that the three different subgroups arise from three astrophysically different progenitors. There are several selection and instrumental biases [24] which can cause these separations instead.

## 2. The Physics of the Intermediate GRBs

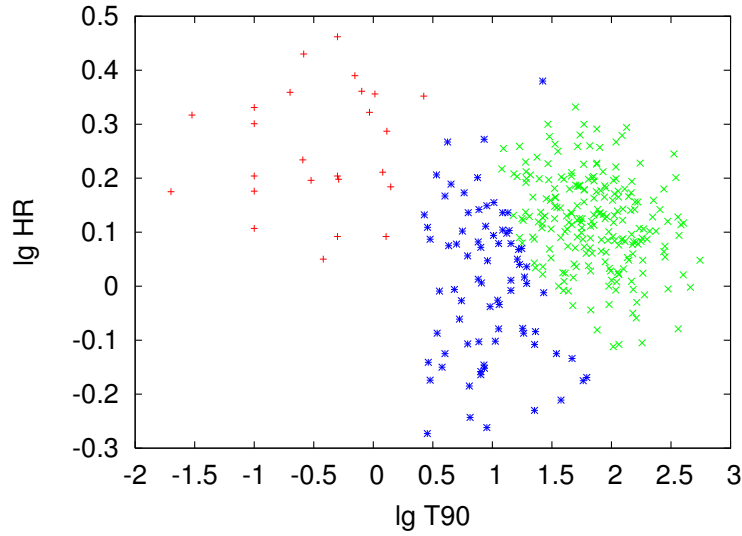
A key step in understanding the physics of the intermediate subgroup was made in [9]. It was shown that for the Swift database the intermediate subclass was related to X-Ray Flashes (XRFs). Since XRFs are related to the standard long/soft type GRBs [25, 26], at least in the Swift database the intermediate subgroup could simply be the tail of the long GRB distribution.

On the other hand, the GRBs of the RHESSI database's intermediate subgroup are not as soft as the long ones and they do not appear<sup>3</sup> to constitute a tail of the long GRBs (see Figure 2). In fact quite conversely, they are more similar to the short bursts. A detailed statistical analysis of the RHESSI database has shown that the intermediate group in this database was similar to the short one [10].

<sup>1</sup><http://gamma-ray.msfc.nasa.gov/batse/>

<sup>2</sup><http://hesperia.gsfc.nasa.gov/hessi/index.html>

<sup>3</sup><http://swift.gsfc.nasa.gov/docs/swift/swiftsc.html>

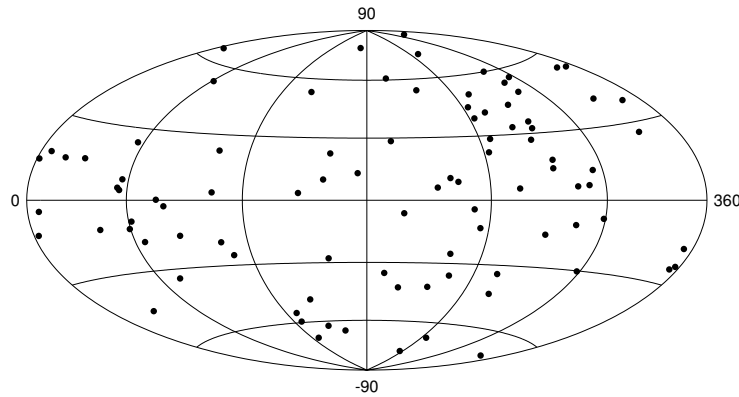


**Figure 3:** Hardness ratio vs. duration  $T_{90}$  of GRBs detected by Swift-BAT with identified groups of short (red pluses), intermediate (blue stars), and long (green  $\times$ ) bursts as published in [19].

**Table 1:** Summary of published results concerning the GRB subgroups. Mentioned are the significances of the third group found by different methods and using data from different instruments. F-test compares the best  $\chi^2$  fits (two and three Gaussian distributions) of the  $\log T_{90}$  duration. 'ML r.' is the Maximum Likelihood ratio test applied either on the  $\log T_{90}$  durations or on the  $\{\log T_{90}, \log H\}$  {duration, hardness ratio} pairs. 'BIC' is the test based on the difference of the Bayesian Information Criterion values of the best fitted multivariate Gaussian components. BIC was also applied on the peak count rates  $F$ .

Method	CGRO-BATSE	Swift-BAT	RHESSI	BeppoSAX
F-test $\{T_{90}\}$	$< 0.01\%$ [11]	3.6% [17]	6.9% [18]	
ML r. $\{T_{90}\}$	0.5% [14]	0.5% [15]	0.04% [18]	3.7% [16]
ML r. $\{T_{90}, H\}$	$\lesssim 10^{-8}\%$ [20]	$\approx 10^{-6}\%$ [19]	0.1% [18], 0.3% [10]	
BIC $\{T_{90}, H\}$		3 groups [9] (very strong evid.)	2 groups [10] (very strong evidence)	
BIC $\{T_{90}, H, F\}$			3 groups [10] (very strong evidence)	
Other methods	$< 0.01\%$ [12] 3 groups [13], [21]			

For the BATSE database the physics of the intermediate GRBs remains an open question. In addition, here a further interesting property exists. The expected angular distribution of GRBs should be isotropic - this follows from the cosmological principle. For the long GRBs this expectation can be fulfilled, but not for the short ones (for details see work [27] and references therein). Also the intermediate subgroup is not distributed isotropically (see Figure 4) on the sky [28].



**Figure 4:** Anisotropic distribution of 92 dim intermediate GRBs in equatorial coordinates from the BATSE database as published in [28].

### 3. Conclusion

The separation of GRBs to the short/hard and long/soft groups and the connection of the long/soft group to supernovae is widely accepted. On the other hand, both the physics of the short/hard GRBs and the existence of intermediate GRBs remain open questions. For the Swift database the intermediate GRBs can be related to XRFs and hence to the long bursts, but this relationship does not follow in the RHESSI database. For the BATSE dataset the relation between XRFs and the intermediate subgroup is also unclear. We conclude that instrumental effects are important and the identification of the intermediate subgroup with XRFs remains to be proven.

### References

- [1] E. P. Mazets, S. V. Golenetskii, V. N. Ilinskii, et al., *Catalog of cosmic gamma-ray bursts from the KONUS experiment data I*, *Astrophysics and Space Science* **80** (1981) 3
- [2] C. Kouveliotou, C. A. Meegan, G. J. Fishman, et al., *Identification of two classes of gamma-ray bursts*, *ApJ Letters* **413** (1993) L101
- [3] J. P. Norris, J. D. Scargle and J. T. Bonnell, *Short gamma-ray bursts are different*, *Gamma-Ray Bursts in the Afterglow Era*, Proceedings of the International Workshop Held in Rome, Italy, 17-20 October 2000, Edited by E. Costa, F. Frontera and J. Hjorth, ESO Astrophysics Symposia, Springer-Verlag (2001) 40
- [4] L. G. Balázs, Z. Bagoly, I. Horváth, A. Mészáros and P. Mészáros, *On the difference between the short and long gamma-ray bursts*, *A&A* **401** (2003) 129
- [5] L. Boronovo, *Bimodal distribution of the autocorrelation function in gamma-ray bursts*, *A&A* **418** (2004) 487
- [6] A. Mészáros, Z. Bagoly, L. G. Balázs and I. Horváth, *Redshift distribution of gamma-ray bursts and star formation rate*, *A&A* **455** (2006) 785
- [7] B. Zhang, B.-B. Zhang, F. J. Virgili, et al., *Discerning the physical origins of cosmological gamma-ray bursts based on multiple observational criteria: the cases of  $z = 6.7$  GRB 080913,  $z = 8.2$  GRB 090423, and some short/hard GRBs*, *ApJ* **703** (2009) 1696

- [8] O. Bromberg, E. Nakar, T. Piran and R. Sari, *Short versus long and collapsars versus non-collapsars: a quantitative classification of gamma-ray bursts*, *ApJ* **764** (2013) 179
- [9] P. Veres, Z. Bagoly, I. Horváth, A. Mészáros and L. G. Balázs, *A distinct peak-flux distribution of the third class of gamma-ray bursts: a possible signature of X-ray flashes?*, *ApJ* **725** (2010) 1955
- [10] J. Řípa, A. Mészáros, P. Veres and I. H. Park, *On the spectral lags and peak counts of the gamma-ray bursts detected by the RHESSI satellite*, *ApJ* **756** (2012) 44
- [11] I. Horváth, *A third class of gamma-ray bursts?*, *ApJ* **508** (1998) 757
- [12] S. Mukherjee, E. D. Feigelson, G. Jogesh Babu, et al., *Three types of gamma-ray bursts*, *ApJ* **508** (1998) 314
- [13] A. Balastegui, P. Ruiz-Lapuente and R. Canal, *Reclassification of gamma-ray bursts*, *MNRAS* **328** (2001) 283
- [14] I. Horváth, *A further study of the BATSE Gamma-ray burst duration distribution*, *A&A* **392** (2002) 791
- [15] I. Horváth, L. G. Balázs, Z. Bagoly and P. Veres, *Classification of Swift's gamma-ray bursts*, *A&A* **489** (2008) L1
- [16] I. Horváth, *Classification of BeppoSAX's gamma-ray bursts*, *Astrophysics and Space Science* **323** (2009) 83
- [17] D. Huja, A. Mészáros and J. Řípa, *A comparison of the gamma-ray bursts detected by BATSE and Swift*, *A&A* **504** (2009) 67
- [18] J. Řípa, A. Mészáros, C. Wigger, et al., *Search for gamma-ray burst classes with the RHESSI satellite*, *A&A* **498** (2009) 399
- [19] I. Horváth, Z. Bagoly, L. G. Balázs, et al., *Detailed classification of Swift's gamma-ray bursts*, *ApJ* **713** (2010) 552
- [20] I. Horváth, L. G. Balázs, Z. Bagoly, F. Ryde and A. Mészáros, *A new definition of the intermediate group of gamma-ray bursts*, *A&A* **447** (2006) 23
- [21] T. Chattopadhyay, R. Misra, A. K. Chattopadhyay and M. Naskar, *Statistical evidence for three classes of gamma-ray bursts*, *ApJ* **667** (2007) 1017
- [22] A. de Ugarte Postigo, I. Horváth, P. Veres, et al., *Searching for differences in Swift's intermediate GRBs*, *A&A* **525** (2011) A109
- [23] N. Gehrels and P. Mészáros, *Gamma-ray bursts*, *Science* **337** (2012) 932
- [24] J. Hakkila, D. J. Haglin, G. N. Pendleton, et al., *Gamma-ray burst class properties*, *ApJ* **538** (2000) 165
- [25] R. M. Kippen, P. M. Woods, J. Heise, et al., *Spectral characteristics of X-ray flashes compared to gamma-ray bursts*, in proceedings of *Gamma-Ray Burst and Afterglow Astronomy 2001: A Workshop Celebrating the First Year of the HETE Mission*, Woods Hole, Massachusetts, USA, 5-9 November 2001, Edited by G. R. Ricker and R. K. Vanderspek, *AIPC* **662** (2003) 244
- [26] T. Sakamoto, D. Q. Lamb, N. Kawai, et al., *Global characteristics of X-ray flashes and X-ray-rich gamma-ray bursts observed by HETE-2*, *ApJ* **629** (2005) 311
- [27] R. Vavrek, L. G. Balázs, A. Mészáros, I. Horváth and Z. Bagoly, *Testing the randomness in the sky-distribution of gamma-ray bursts*, *MNRAS* **391** (2008) 1741
- [28] A. Mészáros, Z. Bagoly, I. Horváth, L. G. Balázs and R. Vavrek, *A remarkable angular distribution of the intermediate subclass of gamma-ray bursts*, *ApJ* **539** (2000) 98