

Charm Physics at BESIII

Yu Zhang*

University of Chinese Academy of Sciences

E-mail: zhangyu213@mailsucas.ac.cn

The BESIII Experiment at the Beijing Electron Positron Collider (BEPCII) has accumulated the world's largest e^+e^- collision samples at $\psi(3770)$ peak, around the $\psi(4040)$ nominal mass, and at the $\Lambda_c^+\bar{\Lambda}_c^-$ pair mass threshold which allow us to study decays of charmed mesons and baryons in a uniquely clean background. We report the measurements of the $D_{(s)}^+$ decay constants, the form factors of D semi-leptonic decays, the CKM matrix elements $|V_{cs(d)}|$, the $D_{(s)}^+$ hadronic decays, and the absolute branching fractions of the hadronic and semi-leptonic decays of Λ_c^+ .

*XXIV International Workshop on Deep-Inelastic Scattering and Related Subjects
11-15 April, 2016
DESY Hamburg, Germany*

*Speaker.

1. Introduction

In the Standard Model (SM), the Cabibbo-Kobayashi-Maskawa (CKM) matrix parametrizes the mixing between the quark flavors in the weak interaction. The CKM matrix elements $|V_{cs(d)}|$ could be well determined via precision measurements of the form factors in semi-leptonic D decays, as they are parameterized by the decay constants f_D and the CKM matrix elements $|V_{cs(d)}|$. With these measurements, we are able to calibrate the LQCD calculations and test the CKM matrix unitarity.

Moreover, current theoretical calculations of the charmed mesons partial decay widths are not consistent well with experimental results as the c quark mass is not heavy enough for good convergence of the heavy quark expansion nor light enough for chiral perturbative theory. Yet, hadronic decays of charmed mesons provide important information on flavor mixing, CP violation, and strong-interaction effects [2]. Precision measurements of the hadronic decay rates also strengthen the understanding of U -spin and $SU(3)$ -flavor symmetry breaking effects in D decays.

Furthermore, unlike the charmed meson decays, charmed baryon decays suffer from great uncertainties experimentally. Thus, the improved measurement of the charmed baryon Λ_c^+ decays is of crucial importance for that they could both provide plentiful information for the dynamics in the charm sector and improved input for beauty physics.

In this paper, the recent results of the semi-leptonic and hadronic decays of D^0 , D_s^+ and Λ_c^+ are reported. These studies are based on 2.93, 0.482 and 0.567 fb^{-1} data at $\sqrt{s} = 3.773$, 4.009 and 4.599 GeV collected with the BESIII Experiment, where $D^0\bar{D}^0$, D^+D^- , $D_s^+D_s^-$ and $\Lambda_c^+\bar{\Lambda}_c^-$ are produced in pairs.

2. D semi-leptonic decays

Charmed mesons can decay into lighter hadrons by emitting a $l^+ \nu_l$ pair via a virtual W^+ boson. These semi-leptonic decays can be parameterized by the quark mixing matrix element and the form factor of hadronic weak current. In the limit of zero positron mass, the differential rate for $D^0 \rightarrow K^-(\pi^-)e^+\nu_e$ decay is given by

$$\frac{d\Gamma}{dq^2} = \frac{G_F^2}{24\pi^3} |V_{cs(d)}|^2 |p_{K(\pi)}|^3 |f_+^{K(\pi)}(q^2)|^2, \quad (2.1)$$

where G_F is the Fermi coupling constant, $|V_{cs(d)}|$ is the quark mixing element, $p_{K(\pi)}$ is the three-momentum of the kaon(pion) in the rest frame of the D^0 , and $f_+^{K(\pi)}(q^2)$ is the hadronic form factor of the hadronic weak current depend on the square of the four-momentum transfer $q = p_{D^0} - p_{K(\pi)}$.

Generally, three forms of parameterizations are used to model the form factors as follows:

- the simple model $f_+(q^2) = \frac{f_+(0)}{1 - \frac{q^2}{M_{\text{pole}}^2}}$, where the pole mass M_{pole} is float in the parameter extraction;
- the modified model $f_+(q^2) = \frac{f_+(0)}{(1 - \frac{q^2}{M_{\text{pole}}^2})(1 - \alpha \frac{q^2}{M_{\text{pole}}^2})}$, where α is a free parameter;
- the series expansion $f_+(t) = \frac{1}{P(t)\Phi(t,t_0)} a_0(t_0) (1 + \sum_{k=1}^{\infty} r_k(t_0)[z(t,t_0)]^k)$ [3].

Using a double tag method, the singly tagged \bar{D}^0 meson is reconstructed using five hadronic decays: $K^+\pi^-$, $K^+\pi^-\pi^0$, $K^+\pi^-\pi^+\pi^-$, $K^+\pi^-\pi^0\pi^0$, $K^+\pi^-\pi^+\pi^-\pi^0$, as shown in Fig. 1(g-k), the fits to the beam constraint mass (M_{BC}) distributions. Based on the observed 70727.0 ± 278.3 signals for $D^0 \rightarrow K^-e^+\nu_e$ and 6297.1 ± 86.8 signals for $D^0 \rightarrow \pi^-e^+\nu_e$ [4], their branching fractions are determined to be $\mathcal{B}(D^0 \rightarrow K^-e^+\nu_e) = (3.505 \pm 0.014_{stat.} \pm 0.033_{sys.})\%$ and $\mathcal{B}(D^0 \rightarrow \pi^-e^+\nu_e) = (0.295 \pm 0.004_{stat.} \pm 0.003_{sys.})\%$ respectively. Fig. 2 shows the fits to partial decay widths using the simple pole model, modified pole model and the series expansion. Using the values for $f_+^K(\pi)(0)|V_{cs(d)}|$ from the two-parameter z -series expansion fits and with $f_+^K(0) = 0.747 \pm 0.011 \pm 0.015$ [6] and $f_+^\pi(0) = 0.666 \pm 0.020 \pm 0.021$ [7] calculated in LQCD, $|V_{cs(d)}|$ is obtained to be $0.9601 \pm 0.0033 \pm 0.0047 \pm 0.0239$ ($|V_{cd}| = 0.2155 \pm 0.0027 \pm 0.0014 \pm 0.0094$), where the first uncertainties are statistical, the second ones systematic, and the third ones are due to the theoretical uncertainties in the form factor calculations. Meanwhile, from the measured ratio of $\frac{f_+^\pi(0)|V_{cd}|}{f_+^K(0)|V_{cs}|}$ together with the LCSR calculation of $f_+^\pi(0)/f_+^K(0) = 0.84 \pm 0.04$ [5], the ratio $\frac{|V_{cd}|}{|V_{cs}|}$ is obtained to be $0.238 \pm 0.004 \pm 0.002 \pm 0.011$, where the first error is statistical, the second one systematic, and the third one is from LCSR normalization. The BESIII results are in good agreement with the previous measurements, and with the best precision.

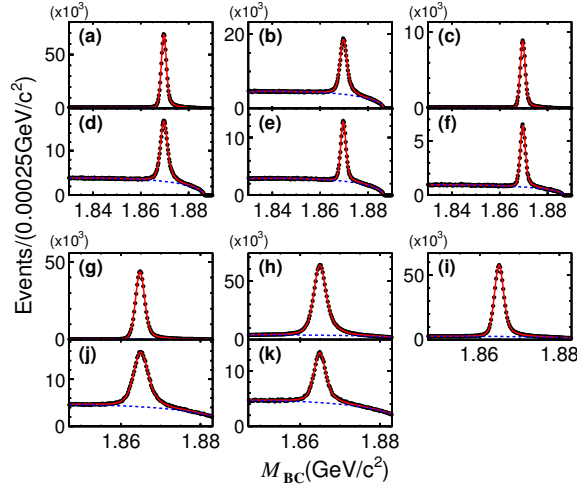


Figure 1: M_{BC} distributions of single tag samples for different tag modes. The first two rows show charged D decays: (a) $K^+\pi^-\pi^-$, (b) $K^+\pi^-\pi^-\pi^0$, (c) $K_s\pi^-$, (d) $K_s\pi^-\pi^0$, (e) $K_s\pi^+\pi^-\pi^-$, (f) $K^+K^-\pi^-$, the latter two rows show neutral D decays: (g) $K^+\pi^-$, (h) $K^+\pi^-\pi^0$, (i) $K^+\pi^-\pi^+\pi^-$, (j) $K^+\pi^-\pi^0\pi^0$, (k) $K^+\pi^-\pi^+\pi^-\pi^0$. Data are shown as points, the (red) solid lines are the total fits and the (blue) dashed lines are the background shapes. D and \bar{D} candidates are combined.

Similarly, using the six single tag modes $K^+\pi^-\pi^-$, $K^+\pi^-\pi^-\pi^0$, $K_s\pi^-$, $K_s\pi^-\pi^0$, $K_s\pi^+\pi^-\pi^-$, $K^+K^-\pi^-$ as shown in Fig. 1(a-f), the semi-leptonic decays $D^+ \rightarrow (\omega/\phi)e^+\nu_e$ and $D^0 \rightarrow K_L^0e^+\nu_e$ are studied. The first measurement of the absolute branching fraction $\mathcal{B}(D^0 \rightarrow K_L^0e^+\nu_e)$ is determined to be $(4.481 \pm 0.027_{stat.} \pm 0.103_{sys.})\%$ [8], which agrees well with previous measurement of $\mathcal{B}(D^+ \rightarrow K_s e^+\nu_e)$. The CP asymmetry $A_{CP}^{D^0 \rightarrow K_L^0 e^+\nu_e} = (-0.59 \pm 0.60_{stat.} \pm 1.48_{sys.})\%$, which indicates no CP asymmetry exists in this decay, is also determined. Furthermore, a simultaneous fit is performed to the event density $I(q^2)$ for the six tag modes with the series expansion model, and the product of $f_+^K(0)|V_{cs}|$ is obtained to be $0.728 \pm 0.006_{stat.} \pm 0.011_{sys.}$.

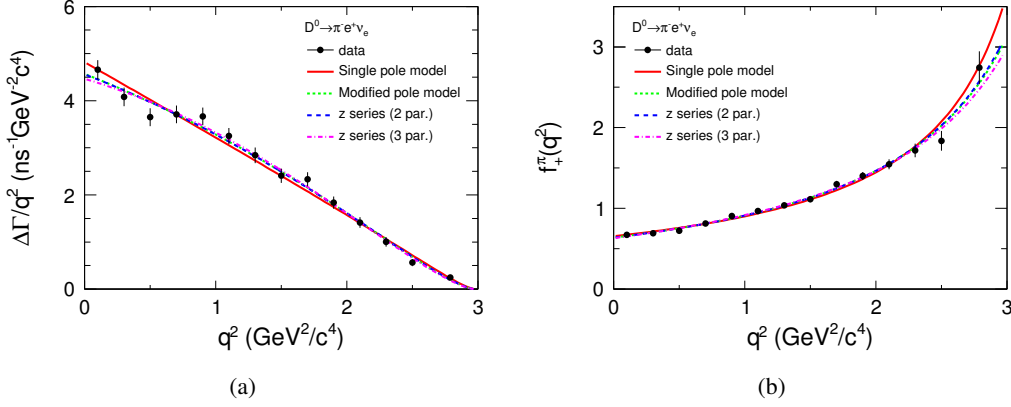


Figure 2: Fits to partial decay widths of (a) $D^0 \rightarrow K^- e^+ \nu_e$ and (b) $D^0 \rightarrow \pi^- e^+ \nu_e$

The yield of the decay $D^+ \rightarrow \omega e^+ \nu_e$ obtained using the six tag modes is $491 \pm 32!$ [9]. With these signals, the absolute branching fraction for the decay is measured to be $(1.63 \pm 0.11_{stat.} \pm 0.08_{sys.} \times 10^{-3})$, which improve the precision of previous measurement significantly. The first form factor ratios are also measured. The ratio of hadronic form factors is obtained to be $r_V = \frac{V(0)}{A_1(0)} = 1.24 \pm 0.09_{stat.} \pm 0.06_{sys.}$ and $r_2 = \frac{A_2(0)}{A_1(0)} = 1.06 \pm 0.15_{stat.} \pm 0.05_{sys.}$. No significant signal is observed in the search for $D^+ \rightarrow \phi e^+ \nu_e$, so an upper limit at the 90% confidence level (C.L.) is set to be $\mathcal{B}(D^+ \rightarrow \phi e^+ \nu_e) < 1.3 \times 10^{-5}$, which is also better than the former search.

3. D hadronic decays

The singly Cabibbo-suppressed (SCS) decays $D^{+,0} \rightarrow \omega \pi^{+,0}$ have not yet been observed, and only upper limits at 90% C.L. on the branching fractions are set to be 3.4×10^{-4} and 2.6×10^{-4} , respectively, by the CLEO Collaboration[10]. Theoretically, the $D \rightarrow \omega \pi$ decays should be at about 1.0×10^{-4} level [11]. Based on the double tag method, six tag modes for charged D and five tag modes for neutral D , as shown in Fig. 1 are used. The $\pi^+ \pi^- \pi^0$ invariant mass spectra are fitted as shown in Fig /refwpi. The first observation of the SCS decay $D^+ \rightarrow \omega \pi^+$ with statistical significance of 5.5σ . And the first evidence for the SCS decay $D^0 \rightarrow \omega \pi^0$ with statistical significance of 4.1σ . The results are consistent with the theoretical prediction [11].

Recently, an updated measurement of $\mathcal{B}(D_s^+ \rightarrow \eta' \pi^+ \pi^0) = (5.6 \pm 0.5 \pm 0.6)\%$ [12] is reported by CLEO, which is much smaller than the previous result [13]. Based on the single tag events, where D_s^- is reconstructed via nine tag modes: $K_S^0 K^-$, $K^+ K^- \pi^-$, $K^+ K^- \pi^- \pi^0$, $K_S^0 K^+ \pi^- \pi^-$, $\pi^+ \pi^- \pi^-$, $\pi^- \eta$, $\pi^- \eta' (\eta' \rightarrow \pi^+ \pi^- \eta)$, $\pi^- \eta' (\eta' \rightarrow \rho^0 \gamma, \rho^0 \rightarrow \pi^+ \pi^-)$, and $\pi^- \pi^0 \eta$, the branching fraction $\mathcal{B}(D_s^+ \rightarrow \eta' X) = (8.8 \pm 1.8 \pm 0.5)\%$, which is consistent with previous measurement [14]. $\mathcal{B}(D_s^+ \rightarrow \eta' \rho^+)$ is obtained to be $(5.8 \pm 1.4 \pm 0.4)\%$, which is compatible with CLEO's updated measurement [12], in which the resonant process $\eta' \rho^+$ is believed to dominate.

4. Λ_c^+ decays

A data sample at $\sqrt{s} = 4.599$ GeV collected at BESIII allows to perform the first absolute measurement of Λ_c^+ decays. Twelve Cabibbo-favored Λ_c^+ decay rates are measured by employing

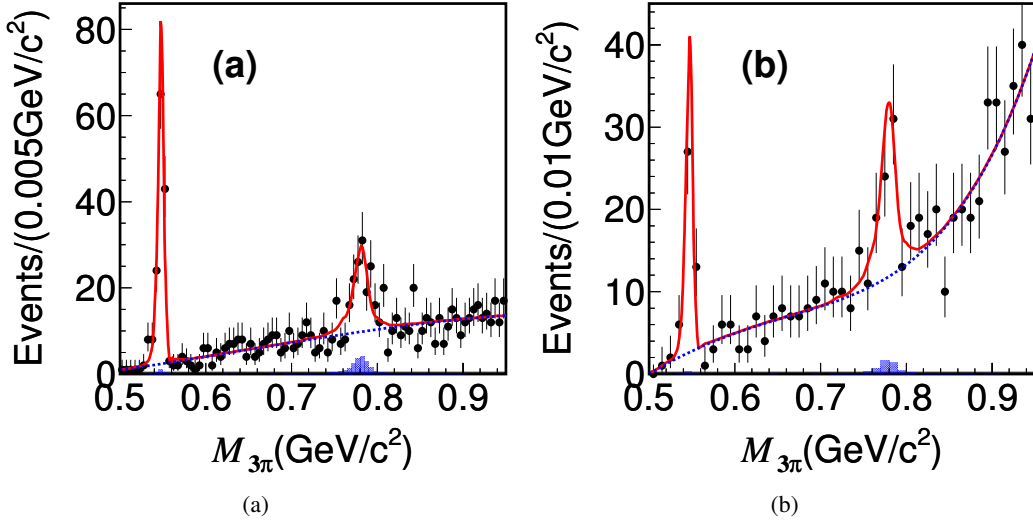


Figure 3: Fits to the 3π mass spectra for (a) $D^+ \rightarrow \pi^+\pi^-\pi^0\pi^+$ and (b) $D^0 \rightarrow \pi^+\pi^-\pi^0\pi^0$. The (red) solid lines are the total fits, the (blue) dashed lines are the background shapes, and the hatched histograms are peaking background

a double tag technique [15]. About 15 thousand of the singly tagged Λ_c^+ events are observed, as shown in Fig. 4(a), the M_{BC} fits in the single tag samples. Double tag events are obtained by fitting to the M_{BC} distributions as shown in Fig. 4(b). The branching fractions of the twelve modes are determined to be $\mathcal{B}(pK_S^0) = (1.52 \pm 0.08 \pm 0.03)\%$, $\mathcal{B}(pK^-\pi^+) = (5.84 \pm 0.27 \pm 0.23)\%$, $\mathcal{B}(pK_S^0\pi^0) = (1.87 \pm 0.13 \pm 0.05)\%$, $\mathcal{B}(pK_S^0\pi^+\pi^-) = (1.53 \pm 0.11 \pm 0.09)\%$, $\mathcal{B}(pK^-\pi^+\pi^0) = (4.53 \pm 0.23 \pm 0.30)\%$, $\mathcal{B}(\Lambda\pi^+) = (1.24 \pm 0.07 \pm 0.03)\%$, $\mathcal{B}(\Lambda\pi^+\pi^0) = (7.01 \pm 0.37 \pm 0.19)\%$, $\mathcal{B}(\Lambda\pi^+\pi^-\pi^+) = (3.81 \pm 0.24 \pm 0.18)\%$, $\mathcal{B}(\Sigma^0\pi^+) = (1.27 \pm 0.08 \pm 0.03)\%$, $\mathcal{B}(\Sigma^+\pi^0) = (1.18 \pm 0.10 \pm 0.03)\%$, $\mathcal{B}(\Sigma^+\pi^+\pi^-) = (4.25 \pm 0.24 \pm 0.20)\%$, $\mathcal{B}(\Sigma^+\omega) = (1.56 \pm 0.20 \pm 0.07)\%$. These results improve the PDG values precision [16].

The first absolute measurement of the Λ_c^+ semi-leptonic decay $\Lambda_c^+ \rightarrow \Lambda e^+ \nu_e$ is also performed using the twelve tag modes except $\Sigma^+\omega$ as shown in Fig. 4(a). 103.5 \pm 10.9 signals are observed, and the branching fraction is $\mathcal{B}(\Lambda_c^+ \rightarrow \Lambda e^+ \nu_e) = (3.63 \pm 0.38_{stat.} \pm 0.20_{sys.})\%$. This is a good test to non-perturbative models and LQCD calculations.

5. summary

To summarize, by analysing 2.93, 0.482 and 0.567 fb^{-1} data taken at $\sqrt{s} = 3.773, 4.009$ and 4.599 GeV with the BESIII detector, the decays constant, the form factors of D semi-leptonic decays are reported, which provide important test to LQCD calculations, CKM matrix unitary. The study of charmed meson hadronic decays is given with significant improved precision. Also, the first absolute measurements of charmed baryon decays are performed. All these could improve understanding of non-perturbative QCD. It is deserved to be mentioned that BESIII will take $D_s D_s^*$ data at 4.180 GeV, which would benefit the understanding of physics related to D_s further.

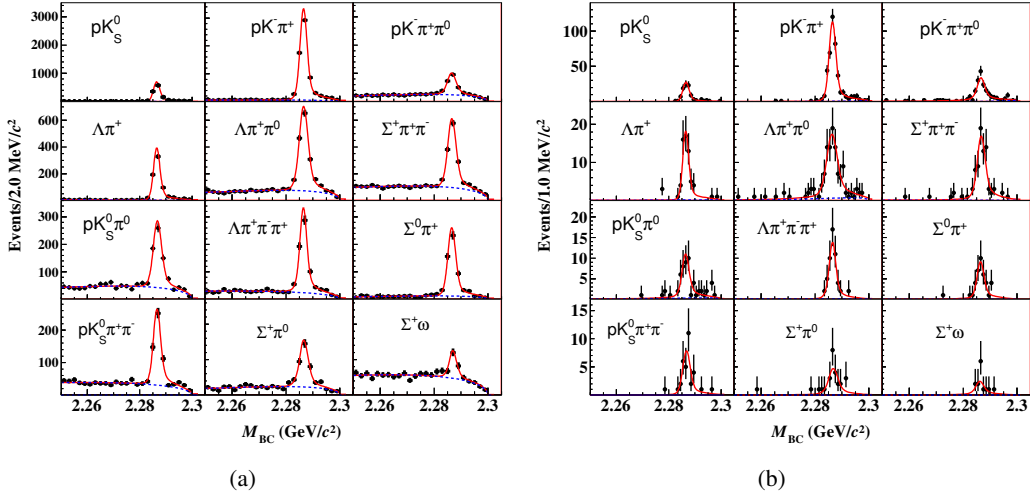


Figure 4: (a) Fits to the single tag M_{BC} distributions in data for the different decay modes. (b) Fits to the double tag M_{BC} distributions in data for different signal modes. Points with error bars are data, solid lines are the sum of the fit functions, and dashed lines are the background shapes.

References

- [1] W. Kwong and S. P. Rosen, Phys. Lett. B **298**, 413 (1993); Y. Grossman and D. J. Robinson, JHEP **1304**, 067 (2013).
- [2] M. Artuso, B. Meadows and A. A. Petrov, Ann. Rev. Nucl. Part. Sci. **58**, 249 (2008).
- [3] C.G. Boyd, B. Grinstein, and R.F. Lebed, Nucl. Phys. B **461**, 493 (1996).
- [4] M. Ablikim *et al.* (BESIII Collaboration), Phys. Rev. D **92**, 072012 (2015).
- [5] P. Ball, Phys. Lett. B **641**, 50 (2006).
- [6] H. Na *et al.* (HPQCD Collaboration), Phys. Rev. D **82**, 114506 (2010).
- [7] H. Na *et al.* (HPQCD Collaboration), Phys. Rev. D **84**, 114505 (2011).
- [8] M. Ablikim *et al.* (BESIII Collaboration), Phys.Rev. D **92**, 112008 (2015).
- [9] M. Ablikim *et al.* (BESIII Collaboration), Phys.Rev. D **92**, 071101 (2015).
- [10] P. Rubin *et al.* (CLEO Collaboration), Phys. Rev. Lett. **96**, 081802 (2006).
- [11] H. Y. Cheng and C. W. Chiang, Phys. Rev. D **81**, 074021 (2010).
- [12] P. U. E. Onyisi *et al.* (CLEO Collaboration), Phys. Rev. D **88**, 032009 (2013).
- [13] C. Jessop *et al.* (CLEO Collaboration), Phys. Rev. D **58**, 052002 (1998).
- [14] M. Ablikim *et al.* (BESIII Collaboration), Physics Letters B **750**, 466 (2015).
- [15] M. Ablikim *et al.* (BESIII Collaboration), Phys.Rev.Lett **116**, 052001 (2016).
- [16] K. A. Olive *et al.* (Particle Data Group), Chin. Phys. C **38**,090001 (2014).