

Measurement of q_T -weighted transverse-spin-dependent azimuthal asymmetries at COMPASS

Riccardo Longo*[†]

University of Illinois at Urbana-Champaign

E-mail: riccardo.longo@cern.ch

COMPASS is a fixed-target experiment in operation at the CERN North Area (SPS, M2 beam-line) since 2002. An important part of the broad physics programme of the experiment is dedicated to the exploration of the transverse spin-structure of the nucleon studying target transverse spin dependent azimuthal asymmetries (TSAs) arising in the Semi-Inclusive DIS (SIDIS) and Drell-Yan (DY) cross-sections. In addition to those measurements, COMPASS has recently studied also the TSAs weighted by powers of the hadron transverse momentum (in SIDIS) and virtual photon transverse momentum, q_T (in DY). In the transverse momentum dependent (TMD) QCD approach, the conventional DY TSAs are interpreted as convolutions of the beam pion and of the transversely polarized target proton TMD parton distribution functions (PDFs), while the q_T -weighted TSAs can be interpreted as simple products of transverse moments of the TMD PDFs. In 2015 and 2018 COMPASS performed two years of Drell-Yan data taking with a 190 GeV/c π^- beam impinging on a transversely polarized NH_3 target. The analysis of the q_T -weighted TSAs performed on these two data sets is presented in this paper. The results for DY Sivers q_T weighted TSA are compared with the expectations based on the studies of the weighted Sivers asymmetry measured in the SIDIS process. Combining the information from SIDIS and DY measurements, the pion Boer-Mulders TMD PDF is also studied.

XXVII International Workshop on Deep-Inelastic Scattering and Related Subjects - DIS2019

8-12 April, 2019

Torino, Italy

*Speaker.

[†]On Behalf of the COMPASS collaboration

1. Introduction

The structure of a polarized nucleon, within the "twist-2" approximation of the QCD parton model, is described by a set of eight transverse-momentum-dependent (TMD) parton distribution functions (PDFs). They encode all possible correlations between the nucleon spin, the parton spin and the transverse component of the intrinsic parton momentum, k_T . Each TMD PDF depends on the fraction x of the nucleon momentum carried by the parton and its k_T . A powerful method used to access these TMD PDFs is the study of transverse spin-dependent azimuthal asymmetries (TSAs) arising in Semi-Inclusive Deep Inelastic Scattering (SIDIS) and Drell-Yan (DY) cross-sections. The TMD-factorization theorem has been proven for SIDIS and DY cross-sections [1], allowing for the interpretation of the TSAs as convolutions of TMD PDFs and TMD fragmentation functions in the case of SIDIS, or nucleon and incoming hadron TMD PDFs in the case of DY. The idea of weighted TSAs was first brought up in the context of SIDIS [2, 3], and then ported to DY as well [6, 7]. In both SIDIS and DY processes, in order to extract the TMD PDFs they have to be decomposed from the convolution integrals. In the case of weighted TSAs, those convolutions are replaced by products of transverse moments of the TMD PDFs.

Last year, COMPASS complemented a series of measurements of the SIDIS TSAs by publishing the weighted Sivers asymmetries extracted from the same data sample [8]. An identical approach was followed for the 2015 Drell-Yan analysis where, in addition to the standard TSAs [10], the corresponding virtual photon transverse momentum, q_T , weighted TSAs [11] were also extracted. The DY results have been updated after the analysis of $\sim 50\%$ of the data collected in 2018, discussed in this paper.

In both 2015 and 2018 data taking, COMPASS performed Drell-Yan measurements ($\pi^- p^\uparrow \rightarrow \mu^- \mu^+ X$) induced by a 190 GeV/c π^- beam scattering off a transversely polarized NH_3 target. At leading order, the corresponding single-polarized Drell-Yan cross-section can be written as [13]:

$$\begin{aligned} \frac{d\sigma_{\text{DY}}}{dx_\pi dx_N dq_T^2 d\varphi_S d\cos\theta d\varphi} \propto & \left\{ (1 + \cos^2\theta) F_U^1 + \sin^2\theta \cos 2\varphi F_U^{\cos 2\varphi} \right. \\ & + |\vec{S}_T| \left[(1 + \cos^2\theta) \sin\varphi_S F_T^{\sin\varphi_S} \right. \\ & + \sin^2\theta \sin(2\varphi + \varphi_S) F_T^{\sin(2\varphi + \varphi_S)} \\ & \left. \left. + \sin^2\theta \sin(2\varphi - \varphi_S) F_T^{\sin(2\varphi - \varphi_S)} \right] \right\}, \end{aligned} \quad (1.1)$$

where $F_X^{[\text{mod}]} = F_X^{[\text{mod}]}(x_\pi, x_N, q_T)$ are the structure functions¹, $\varphi(\theta)$ represents the azimuthal (polar) angle of the lepton momentum in the Collins-Soper frame (Fig. 1b) and φ_S the azimuthal angle of the target spin vector in the target rest frame (Fig. 1a).

In Eq. 1.1 one can identify five different terms, each containing an orthogonal modulation in φ or φ_S and a structure function $F_X^{[\text{mod}]}$. The standard TSAs are defined as ratios between structure functions, $A_{U/T}^{[\text{mod}]} = F_{U/T}^{[\text{mod}]} / F_U^1$. The structure functions can be written as a flavour sum of convolutions of TMD PDFs over the intrinsic momenta of the two colliding quarks \vec{k}_{aT} and \vec{k}_{bT} .

¹In the notation $F_X^{[\text{mod}]}$ the superscript [mod] indicates the associated modulation, while the subscript X denotes the target polarization states ("U" stands for unpolarized and "T" for transverse polarization).

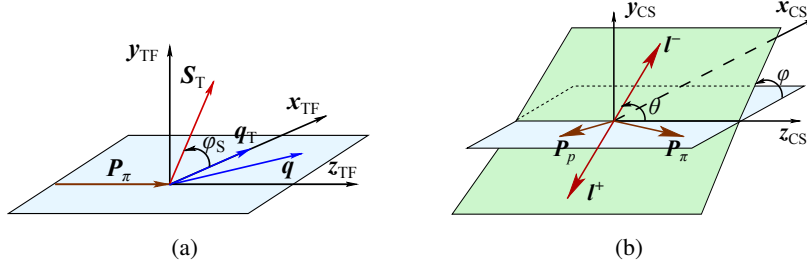


Figure 1: The reference frames used: (a) the target frame (target particle rest frame), (b) Collins–Soper frame (dilepton rest frame), and the definition of the angles θ , ϕ , and ϕ_S .

Therefore, measuring the TSAs gives access to a ratio of convolutions of TMD PDFs. The convolutions are usually solved assuming a certain k_T -dependence of the TMD PDFs (e.g. a Gaussian parameterization).

The weighted TSAs, on the other hand, represent a way to avoid making any assumption on the k_T -dependence. They take advantage of the fact that, if one integrates the structure functions over $\vec{q}_T = \vec{k}_{dT}$ and \vec{k}_{bT} with appropriate weights W_X , the convolutions can be easily solved. The generic q_T -weighted TSA can be written as

$$A_T^{XW_X} = \frac{\int d^2\vec{q}_T W_X F_T^X}{\int d^2\vec{q}_T F_U^1} \quad (1.2)$$

Considering the specific case of pion-induced Drell-Yan on a transversely polarized proton target, the three q_T -weighted TSAs accessible are

$$A_T^{\sin\phi_S \frac{q_T}{M_p}}(x_\pi, x_N) = -2 \frac{\sum_q e_q^2 [f_{1,\pi^-}^{\bar{q}}(x_\pi) f_{1T,p}^{\perp(1)q}(x_N) + (q \leftrightarrow \bar{q})]}{\sum_q e_q^2 [f_{1,\pi^-}^{\bar{q}}(x_\pi) f_{1,p}^q(x_N) + (q \leftrightarrow \bar{q})]} \quad (1.3)$$

$$A_T^{\sin(2\phi - \phi_S) \frac{q_T}{M_\pi}}(x_\pi, x_N) = -2 \frac{\sum_q e_q^2 [h_{1,\pi^-}^{\perp(1)\bar{q}}(x_\pi) h_{1,p}^q(x_N) + (q \leftrightarrow \bar{q})]}{\sum_q e_q^2 [f_{1,\pi^-}^{\bar{q}}(x_\pi) f_{1,p}^q(x_N) + (q \leftrightarrow \bar{q})]} \quad (1.4)$$

$$A_T^{\sin(2\phi + \phi_S) \frac{q_T^3}{2M_\pi M_p^2}}(x_\pi, x_N) = -2 \frac{\sum_q e_q^2 [h_{1,\pi^-}^{\perp(1)\bar{q}}(x_\pi) h_{1T,p}^{\perp(2)q}(x_N) + (q \leftrightarrow \bar{q})]}{\sum_q e_q^2 [f_{1,\pi^-}^{\bar{q}}(x_\pi) f_{1,p}^q(x_N) + (q \leftrightarrow \bar{q})]} \quad (1.5)$$

where the sums run over all quarks and antiquarks flavours q with fractional electric charge e_q . M_π and M_p represent the pion and proton masses and $f^{(n)}$ or $h^{(n)}$ are the n -th k_T^2 -moments of the TMD PDFs. The comparison of the weighted Siverts asymmetries measured in SIDIS and Drell-Yan processes has been proposed as an easy way to compare magnitudes and signs of the effect in the two processes [4].

2. Data collection and analysis

The analysis presented in this Letter is based on the Drell-Yan data collected by COMPASS in the year 2018, in essentially the same conditions of 2015. More details on the measurement

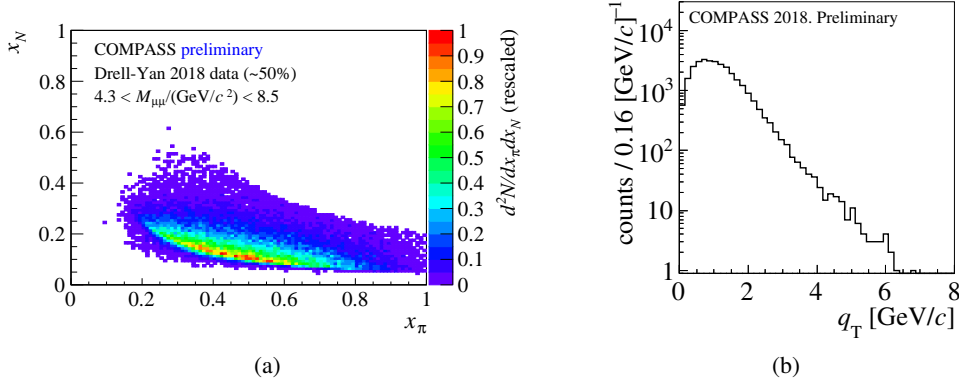


Figure 2: x_N versus x_π (a) and q_T (b) distributions in the HM range from NH_3 , 2018 data.

can be found in [9]. The 23 weeks of data-taking were divided in 9 periods, each consisting of consecutive weeks with opposite target polarizations. In this Letter, only $\sim 50\%$ of the available 2018 data have been analyzed. Contrary to the standard TSAs analysis, no cut on q_T is applied since the integration over the full q_T range, where the cross-section is non-zero, is essential for the q_T -weighted TSAs. Instead, a cut on the transverse momentum of the reconstructed muons, $\ell_T^{\mu^\pm} < 7 \text{ GeV}/c$, was applied to remove badly reconstructed events.

As done for the standard TSAs, the q_T -weighted TSAs are extracted in the so-called *High-Mass* (HM) range, $M_{\mu\mu} \in [4.3, 8.5] \text{ GeV}/c^2$, which is particularly suited to study the predicted sign-change of the Siverts TMD PDF, as explained in [10]. x_N vs x_π and q_T distributions for the selected 2018 sample are shown in Fig. 2. Each weighted TSA is obtained from fits to the data using the so-called ‘modified double ratio method’ [12]. The results obtained from the combined 2015 and 2018 samples are presented in Fig. 3. Systematic uncertainties are dominated by the impact of a possible imperfection of the acceptance cancellation, estimated evaluating the so-called ‘false asymmetries’.

3. Transverse momentum weighted asymmetries in SIDIS and Drell–Yan

3.1 Siverts asymmetry

Compared to the standard TSAs, the weighted asymmetries represent a complementary and more straightforward way to compare the results obtained by COMPASS in SIDIS and in DY. Recently, COMPASS has published the P_T/z -weighted Siverts asymmetry in the production of charged hadrons in SIDIS [8]. The first k_T^2 -moment of the Siverts TMD PDF extracted from SIDIS data [8] was used to calculate the DY q_T weighted asymmetry. Possible Q^2 evolution effects due to somewhat different hard scales of two measurements are neglected. The procedure is exactly the same followed for the 2015 data set, described in [12]. It makes use of the unpolarized PDFs from CTEQ 5D global fit [14, 18] and the FFs from DSS 07 global fit [15], to determine the first transverse moments of u- and d-quark Siverts functions $f_{1T}^{\perp(1)u/d}(x)$. A parametrization $x f_{1T}^{\perp(1)q}(x) = a_q x^{b_q} (1-x)^{c_q}$ is used to fit the weighted asymmetries in SIDIS for both h^+ and h^- .

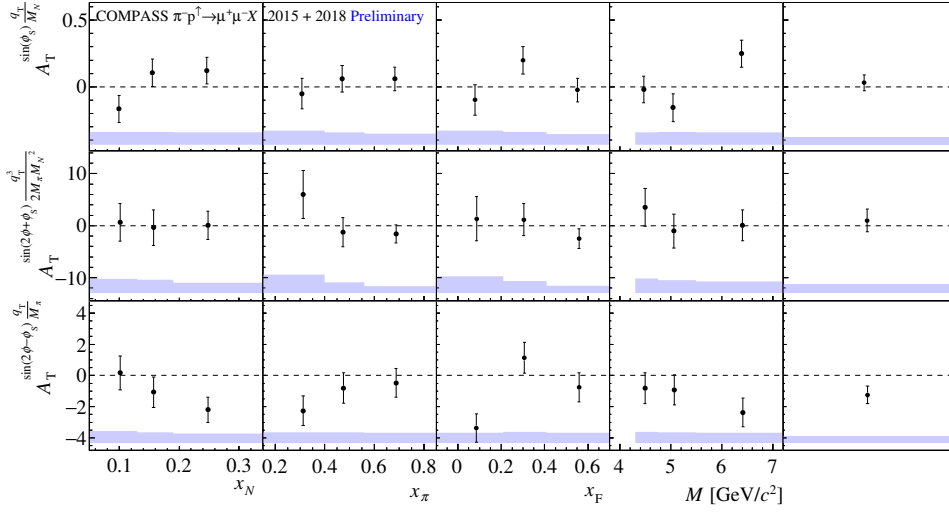


Figure 3: The q_T -weighted TSAs obtained combining the whole 2015 data set with $\sim 50\%$ of 2018 data set. The systematic uncertainties are represented by the blue bands. Normalization uncertainties from target polarization (5 %) and dilution factor calculation (8 %) are not shown.

The projection to the DY case is obtained using Eq. (1.3) and assuming no contribution of the sea quarks in the flavour sums, and the sign-change of the Siverson function between SIDIS and DY [16]:

$$A_T^{\sin\phi_S \frac{q_T}{M_p}}(x_\pi, x_N) \approx -2 \frac{f_{1T,b}^{\perp(1)u}(x_N)}{f_{1,p}^u(x_N)} = 2 \frac{f_{1T,b}^{\perp(1)u}(x = x_N)|_{\text{SIDIS}}}{f_{1,p}^u(x_N)}. \quad (3.1)$$

Looking at the x_N vs x_π distribution in Fig. 2a, one can see that COMPASS covers the valence region of both p and π^- ; therefore, this assumption is fairly justified. An additional suppression comes from the fractional quark charge. The advantage of the assumptions above is the cancellation in the ratio of the pion PDF, that is still poorly known. The unpolarized PDF used, $f_{1,p}^u$, is the same adopted in the SIDIS case. The result is compared to the weighted Siverson asymmetry extracted from the combined 2015 + 2018 DY sample in Fig 4a.

The systematic uncertainty is discussed in detail in [12]. The significance of the result does not yet allow one to draw conclusions on the sign-change hypothesis. Currently, the second part of 2018 data set is being analyzed to reduce the statistical error.

3.2 Boer-Mulders function

Using the weighted TSAs one can also access other TMDs, like the pion Boer–Mulders (BM) TMD PDF. This function was never extracted before. It can be independently obtained from COMPASS results using the $A_T^{\sin(2\phi - \phi_S) \frac{q_T}{M_\pi}}$ asymmetry shown in Fig. 3 using Eq. (1.4):

$$A_T^{\sin(2\phi - \phi_S) \frac{q_T}{M_\pi}}(x_\pi, x_N) = -2 \frac{\sum_q e_q^2 [h_{1,\pi}^{\perp(1)\bar{q}}(x_\pi) h_{1,p}^q(x_N) + (q \leftrightarrow \bar{q})]}{\sum_q e_q^2 [f_{1,\pi}^{\bar{q}}(x_\pi) f_{1,p}^q(x_N) + (q \leftrightarrow \bar{q})]} \approx -2 \frac{e_u^2 h_{1,\pi}^{\perp(1)\bar{u}}(x_\pi) h_{1,p}^u(x_N)}{\sum_{q=u,d,s} e_q^2 [f_{1,\pi}^{\bar{q}}(x_\pi) f_{1,p}^q(x_N) + (q \leftrightarrow \bar{q})]}. \quad (3.2)$$

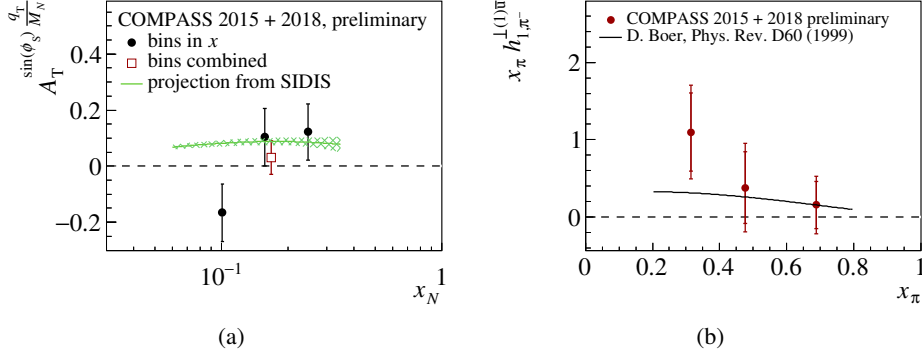


Figure 4: (a) The weighted Siverson asymmetry extracted from COMPASS 2015 and 2018 ($\sim 50\%$) DY data, compared with the projection from SIDIS (assuming sign-change). (b) The Boer-Mulders function of the pion as extracted from COMPASS 2015 and 2018 ($\sim 50\%$) data compared with the parametrization of Ref. [21].

where the Boer–Mulders and Transversity PDFs of sea quarks are assumed to be zero and only u, d and s quark contributions are considered in the denominator. Under these assumptions, all the remaining quantities on the left hand side of the equation can be found in the literature, except for the first transverse moment of the Boer–Mulders function.

We make use of CTEQ 5D proton PDFs and the GRV-PI pion PDF [17] from the LHAPDF library [18] at $Q^2 = 25 \text{ (GeV}/c)^2$, which is compatible with the scale of COMPASS DY measurements in the HM range. The valence pion PDF depends on x_π , while the proton PDFs are nearly constant in the explored range in x_N (shown in Fig 2a). For the Transversity TMD PDF, a point-by-point extraction from COMPASS data [20] was used. In this work the hard scale dependence of the Transversity TMD PDF has been neglected. In the extraction of $h_{1,\pi}^{\perp(1)\bar{u}}$ the uncertainties on the unpolarized proton and pion PDFs are neglected. The final errors account only for the statistical uncertainties of the Transversity PDF and the uncertainty of the weighted asymmetry.

The first transverse moment of valence Boer–Mulders function of pion is shown in Fig. 4b. The plot includes two sets of error bars, statistical only and combined statistics and systematics errors quadratic sum. The results are compared with a parametrization from Ref. [21].

References

- [1] J. Collins, *Foundations of perturbative QCD*, Camb. Monogr. Part. Phys. Nucl. Phys. Cosmol. **32** (2011) 1.
- [2] A. M. Kotzinian and P. J. Mulders, *Longitudinal quark polarization in transversely polarized nucleons*, *Phys. Rev.* **D54** (1996) 1229 [hep-ph/9511420].
- [3] D. Boer and P. J. Mulders, *Time reversal odd distribution functions in leptonproduction*, *Phys. Rev.* **D57** (1998) 5780 [hep-ph/9711485].
- [4] A. V. Efremov et al., *Sivers effect in semi-inclusive DIS and in the Drell-Yan process*, *Phys. Lett. B* **612**, 233 (2005) [hep-ph/0412353] .

- [5] A. Sissakian et al., *Direct extraction of transversity and its accompanying T-odd distribution from the unpolarized and single-polarized Drell-Yan process*, *Phys. Rev. D* **72** (2005) 054027 [[hep-ph/0505214](#)].
- [6] A. Sissakian et al., *Transversity and its accompanying T-odd distribution from Drell-Yan processes with pion-proton collisions*, *Eur. Phys. J.* **C46** (2006) 147 [[hep-ph/0512095](#)].
- [7] Z. Wang, X. Wang and Z. Lu, *Boer-Mulders function of pion meson and q_T -weighted $\cos 2\phi$ asymmetry in the unpolarized $\pi^- p$ Drell-Yan at COMPASS*, *Phys. Rev.* **D95** (2017) 094004 [[1702.03637](#)].
- [8] COMPASS Collaboration, M. G. Alexeev et al., *Measurement of P_T -weighted Sivers asymmetries in lepton production of hadrons*, *Nucl. Phys. B* **940** (2019) 34. [[hep-ex](#)].
- [9] B. Parsamyan [COMPASS Collaboration], *PoS DIS 2019* (2019) 195.
- [10] COMPASS collaboration, M. Aghasyan et al., *First measurement of transverse-spin-dependent azimuthal asymmetries in the Drell-Yan process*, *Phys. Rev. Lett.* **119** (2017) 112002 [[1704.00488](#)].
- [11] COMPASS collaboration, J. Matoušek, *Measurement of q_T -weighted TSAs in 2015 COMPASS Drell-Yan data*, in 17th Workshop on High Energy Spin Physics (DSPIN-17), Dubna, Russia, September 11-15, 2017, *vol.~938 of J. Phys. Conf. Ser., p.~012012, 2017* [[1710.06497](#)], DOI.
- [12] J. Matoušek [COMPASS Collaboration], *Weighted transverse spin asymmetries in 2015 COMPASS Drell-Yan data*, [[1812.08505](#) [[hep-ex](#)]].
- [13] S. Arnold, A. Metz and M. Schlegel, *Dilepton production from polarized hadron hadron collisions*, *Phys. Rev. D* **79** (2009) 034005 [[0809.2262](#) [[hep-ph](#)]].
- [14] CTEQ collaboration, H. L. Lai, J. Huston, S. Kuhlmann, J. Morfin, F. I. Olness, J. F. Owens et al., *Global QCD analysis of parton structure of the nucleon: CTEQ5 parton distributions*, *Eur. Phys. J.* **C12** (2000) 375 [[hep-ph/9903282](#)].
- [15] D. de Florian, R. Sassot and M. Stratmann, *Global analysis of fragmentation functions for pions and kaons and their uncertainties*, *Phys. Rev.* **D75** (2007) 114010 [[hep-ph/0703242](#)].
- [16] J. C. Collins, *Leading twist single transverse-spin asymmetries: Drell-Yan and deep inelastic scattering*, *Phys. Lett.* **B536** (2002) 43 [[hep-ph/0204004](#)].
- [17] M. Glück, E. Reya and A. Vogt, *Pionic parton distributions*, *Z. Phys.* **C53** (1992) 651.
- [18] A. Buckley, J. Ferrando, S. Lloyd, K. Nordström, B. Page, M. Rüfenacht et al., *LHAPDF6: parton density access in the LHC precision era*, *Eur. Phys. J.* **C75** (2015) 132 [[1412.7420](#)].
- [19] A. Martin, F. Bradamante and V. Barone, *Point-by-point extraction of parton distribution functions from SIDIS single transverse-spin asymmetries*, [1702.01038](#) [[hep-ph](#)].
- [20] A. Martin, F. Bradamante and V. Barone, *Extracting the transversity distributions from single-hadron and dihadron production*, *Phys. Rev. D* **91** (2015) no.1, 014034 [[1412.5946](#) [[hep-ph](#)]].
- [21] D. Boer, *Investigating the origins of transverse spin asymmetries at RHIC*, *Phys. Rev. D* **60** (1999) 014012 [[hep-ph/9902255](#)].