

Bottomonium spectral widths at nonzero temperature using maximum likelihood

Thomas Spriggs,^{a,*} Gert Aarts,^{a,b} Chris Allton,^a Timothy Burns,^a Benjamin Jäger,^c Seyong Kim,^d Maria Paola Lombardo,^e Sam Offler,^a Ben Page,^a Sinéad M. Ryan^f and Jon-Ivar Skullerud^g

^aDepartment of Physics, Swansea University, Swansea SA2 8PP, United Kingdom

^bEuropean Centre for Theoretical Studies in Nuclear Physics and Related Areas (ECT*) & Fondazione Bruno Kessler Strada delle Tabarelle 286, 38123 Villazzano (TN), Italy

^cCP3-Origins & Danish IAS, Department of Mathematics and Computer Science, University of Southern Denmark, 5230 Odense M, Denmark

^dDepartment of Physics, Sejong University, Seoul 143-747, Korea

^eINFN, Sezione di Firenze, 50019 Sesto Fiorentino (FI), Italy

^fSchool of Mathematics & Hamilton Mathematics Institute, Trinity College, Dublin 2, Ireland

^gDept. of Theoretical Physics, National University of Ireland Maynooth, County Kildare, Ireland

E-mail: t.spriggs.996870@swansea.ac.uk

We present progress results from the FASTSUM collaboration's programme to determine the spectrum of the bottomonium system as a function of temperature using a variety of approaches. In these proceedings, the Maximum Likelihood approach is used with an Ansatz comprising of a Gaussian spectral function for the ground state. FASTSUM anisotropic lattices with 2+1 dynamical quark flavours were used with temperatures ranging from 47 to 375 MeV.

*The 38th International Symposium on Lattice Field Theory, LATTICE2021 26th-30th July, 2021
Zoom/Gather@Massachusetts Institute of Technology*

*Speaker

1. Introduction

QCD changes dramatically as the temperature increases, from a confining hadronic phase to the quark-gluon plasma (QGP). Relativistic heavy-ion collision experiments probe this phase, but the interpretation of their results is clouded by the fact that there can be no detectors within the QGP itself, and hence properties of the high-temperature phase need to be indirectly derived from the hadrons observed in the low-temperature phase.

Charmonium and bottomonium mesons are particularly important in this regard because they can act as “probes” of the QGP. For example, the relative abundances of their excited states can be used as a proxy for the QGP’s temperature, as was proposed a long time ago [1]. The FASTSUM Collaboration has studied bottomonium using lattice QCD at nonzero temperature on anisotropic lattices for some time [2–4]. More recently, a variety of different methods are applied to extract the spectrum at nonzero temperature. In this contribution a Maximum Likelihood approach is used; other approaches include the Backus-Gilbert method [5] and Kernel Ridge Regression, a Machine Learning approach [6].

2. Spectral reconstruction method

In-medium properties of bound states in QCD can be fully described by the spectral function $\rho(\omega)$, associated with a channel H . This spectral function is a function of energy ω , but we also expect it to behave non-trivially with temperature. The two most important properties of bound states – the mass M and width Γ – are easily extracted from $\rho(\omega)$ once it has been determined.

Lattice simulations calculate correlation functions $G_H(\tau; T)$ of operators in the channel H . These are related to the corresponding spectral functions via

$$G_H(\tau; T) = \int_0^\infty \frac{d\omega}{2\pi} K(\tau, \omega; T) \rho_H(\omega; T). \quad (1)$$

In the case considered here, the bottom quarks propagate nonrelativistically and can be described by the nonrelativistic approximation of QCD (NRQCD). The kernel function K is then independent of T and given by

$$K(\tau, \omega; T) = e^{-\omega\tau}. \quad (2)$$

Eq. (1) illustrates the ill-posed nature of the problem: $G(\tau)$ is known at a finite number $O(10-100)$ points, whereas to adequately represent the continuous function $\rho(\omega)$ requires perhaps $O(1000)$ points. The solution is then not unique [7].

The approach used here to overcome this ill-posed problem is to assume an Ansatz for the spectral function,

$$\rho_{\text{Ansatz}}(\omega) = \mathcal{A}_{\text{ground}} e^{-\frac{(\omega - M_{\text{ground}})^2}{2\sigma^2}} + \mathcal{A}_{\text{excited}} \delta(\omega - M_{\text{excited}}). \quad (3)$$

In this Ansatz, the ground state is represented by a Gaussian function with mass M_{ground} and width σ . A Lorentzian could be used as well [8], but the Gaussian allows a simple closed form for the correlator $G(\tau)$ and captures the thermal broadening of the spectral line. Also, at the level of precision available to us, there is little numerical difference between the two. The excited states

are modelled as a single δ -function which is a pragmatic choice – more sophisticated models with more parameters would have reduced predictive power.

Using Eq. (3) in Eq. (1), and taking the lower limit in Eq. (1) to $-\infty$, gives the Ansatz for the correlation function

$$G(\tau) = A_{\text{ground}} e^{-(M_{\text{ground}} - \frac{\sigma^2}{2})\tau} + A_{\text{excited}} e^{-M_{\text{excited}}\tau}. \quad (4)$$

The amplitudes \mathcal{A} and A are trivially related. A Maximum Likelihood method is used to fit the lattice correlation functions to Eq. (4) with the main aim being the determination of the ground state mass and width for each temperature considered.

3. Lattice parameters

We use our FASTSUM Collaboration’s *Generation 2L* ensembles which were generated at a number of temperatures as listed in Table 1, with $\mathcal{O}(1000)$ configurations for each temperature. Our lattices are $32^3 \times N_\tau$ in extent, and are anisotropic with the spatial and temporal lattice spacings $a_s = 0.0351(2)$ fm and $a_\tau = 0.1227(8)$ fm respectively. This allows greater sampling rates of the temporal correlation functions, increasing the predictive power. The pion mass is $m_\pi = 236(2)$ MeV [9–11]. For more details of the Generation 2L ensembles, see Ref. [12].

N_τ	16	20	24	28	32	36	40	48	56	64	128
T [MeV]	375	300	250	214	187	167	150	125	107	94	47

Table 1: Temporal extents and corresponding temperatures for the FASTSUM Generation 2L ensembles [12]. The $N_\tau = 128$ ensemble was kindly provided by the Hadron Spectrum Collaboration [9–11].

4. Results

In Fig. 1 we plot the effective mass, defined by

$$M_{\text{eff}}(\tau) = \log \frac{G(\tau)}{G(\tau + 1)}, \quad (5)$$

in the Υ channel, for all temperatures. As can be seen the contribution of the excited states is significant, so an accurate determination of ground state properties requires a careful choice of the time window $[\tau_1, \tau_2]$ included in the fit. Ideally, to reduce the effect of the excited states, the time window would have $\tau_1, \tau_2 \rightarrow \infty$ with $\tau_2 - \tau_1$ fixed. In practice, we vary both τ_1 and τ_2 and study the dependencies of the fit parameters M and σ . We find that varying τ_1 requires some care because the chosen Ansatz requires there to be an excited state, and, from Fig. 1 this will not be the case for large τ_1 . We will investigate this systematic further in Ref. [13].

The systematic uncertainties associated with the τ_2 choice are quite instructive. In Fig. 2 we plot the mass obtained from our fit procedure for the Υ channel, as a function of temperature, for various τ_2 and with $\tau_1 = 8$ throughout. In the top-left pane, the masses with the same τ_2 values are plotted using the same colour. In this way we can see that when there is no change in the fitting procedure (i.e., no change in τ_1 or τ_2) the resulting estimate of the mass shows little variation across

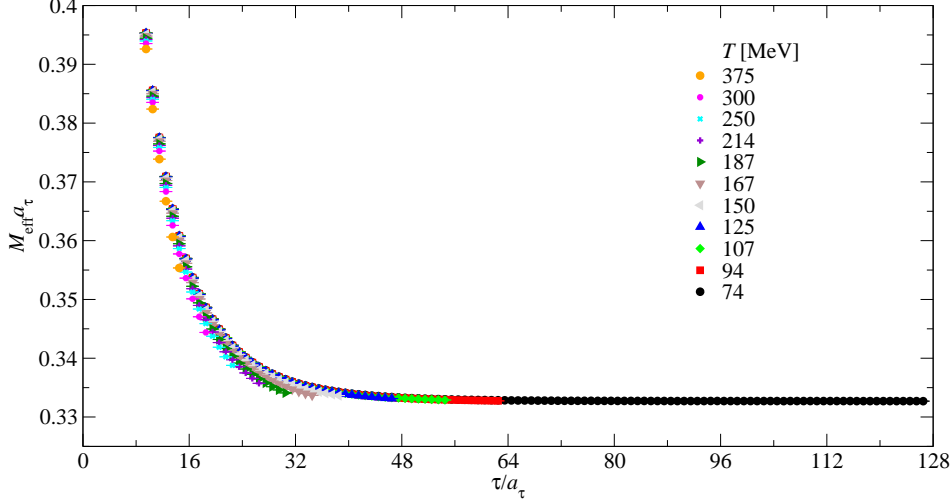


Figure 1: Effective mass plot in the Y channel, for all temperatures considered.

a large range of temperatures. However, there is some indication that for the largest temperature plotted, i.e. $T = 300$ MeV, the mass may increase compared to the lower temperatures; this will be investigated in future work [13]. This is illustrated in the bottom-left pane which is a close-up of the top-left pane showing only the $\tau_2 = 19$ fits, chosen because these fits are available for all $T \leq 300$ MeV.

In the right pane of Fig. 2, we plot the mass obtained for $T = 47$ MeV as a function of $1/\tau_2$. This demonstrates the clear τ_2 systematic effect. The physical prediction is obtained in the $\tau_2 \rightarrow \infty$ limit, and a linear fit is shown to indicate this.

We now turn to the width. In Fig. 3 we plot the full width at half maximum (FWHM), trivially obtained from σ . The layout corresponds to Fig. 2. In the top-left pane the FWHM is plotted against T for a various choices of τ_2 . Again the same τ_2 values are plotted with the same colour. Clearly, in comparison to the mass, the width depends more strongly on τ_2 , with variations as large as a factor of five or so. This illustrates how difficult it is to extract the width of a state from a lattice correlation function using this approach. Considering only the $\tau_2 = 19$ case, we see a variation in the width above T_{pc} . This temperature dependent variation will be considered further in Ref. [13].

In the right pane of Fig. 3 we plot the FWHM for $T = 47$ MeV against $1/\tau_2$. Again this clearly shows the τ_2 systematics in the width using our procedure. We perform two linear extrapolations $1/\tau_2 \rightarrow 0$ indicated by the red and blue lines. The red line includes all points in this extrapolation, and the blue line uses the eight left-most points only. Taking these extrapolations at face-value yields a width estimate of ~ 10 MeV. Full results for other channels, including the η_b and the P-wave states, will be detailed in Ref. [13].

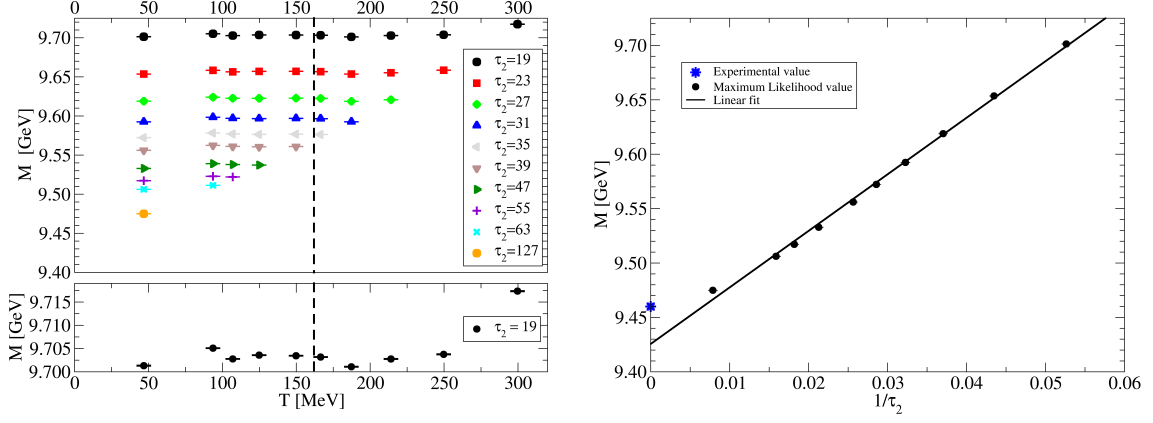


Figure 2: Left: Mass of the Υ state as a function of temperature for various τ_2 values and $\tau_1 = 8$. The pseudo-critical temperature for our ensembles, $T_{pc} = 162(1)$ MeV [12], is shown by vertical dashed line. The lower pane contains a close-up of the $\tau_2 = 19$ results for all temperatures. Right: Mass for the Υ at $T = 47$ MeV as a function of the inverse time window parameter $1/\tau_2$, with $\tau_1 = 8$ throughout. The black line shows an indicative linear fit to all points, and the star at $1/\tau_2 = 0$ indicates the experimental Υ mass.

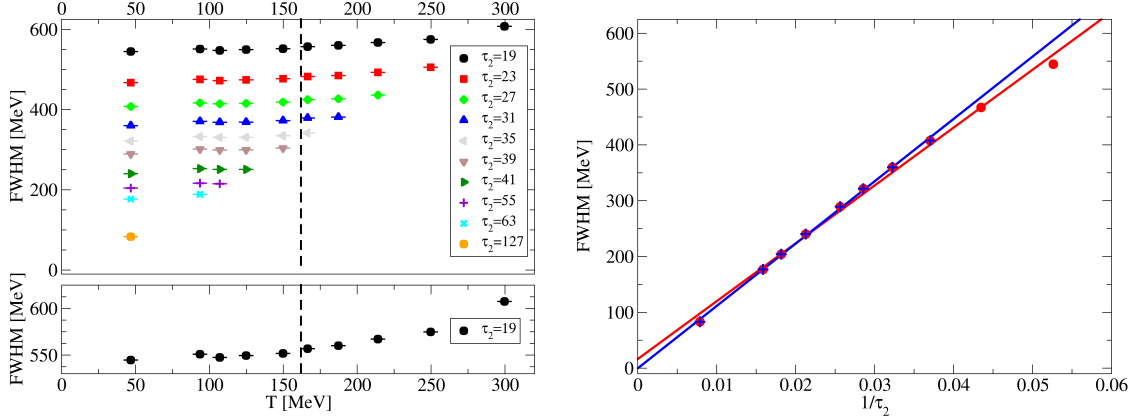


Figure 3: Left: FWHM of the Υ state as a function of temperatures for various τ_2 values and $\tau_1 = 8$. The pseudo-critical temperature for our ensembles, $T_{pc} = 162(1)$ MeV [12], is shown by vertical dashed line. The lower pane contains a close-up of the $\tau_2 = 19$ results for all temperatures. Right: Full width at half maximum (FWHM) for the Υ at $T = 47$ MeV as a function of the inverse time window parameter $1/\tau_2$, with $\tau_1 = 8$ throughout. The red (blue) line is a linear extrapolation on all (eight leftmost) data points.

5. Conclusion

We have presented preliminary results using the Maximum Likelihood approach to determine the ground state properties of the Υ state at finite temperature. A Gaussian Ansatz for the ground state's spectral function was used, together with a simple δ -function to approximate the excited states. We find that the choice of the end point τ_2 of the time window has a larger effect on the predicted mass and width than effects from changing temperature from 47 to 375 MeV. The systematic effect from the time window is especially pronounced in the width, underlining the

difficulty of accurately determining this quantity from lattice simulations.

Further work will be presented in Ref. [13], where the η_b and P -wave states will be studied. This will also contain a comprehensive study of a variety of spectral reconstruction methods.

Acknowledgments

This work is supported by STFC grant ST/T000813/1. SK is supported by the National Research Foundation of Korea under grant NRF-2021R1A2C1092701 funded by the Korean government (MEST). BP has been supported by a Swansea University Research Excellence Scholarship (SUREs). This work used the DiRAC Extreme Scaling service at the University of Edinburgh, operated by the Edinburgh Parallel Computing Centre on behalf of the STFC DiRAC HPC Facility (www.dirac.ac.uk). This equipment was funded by BEIS capital funding via STFC capital grant ST/R00238X/1 and STFC DiRAC Operations grant ST/R001006/1. DiRAC is part of the National e-Infrastructure. This work was performed using PRACE resources at Cineca via grants 2015133079 and 2018194714. We acknowledge the support of the Supercomputing Wales project, which is part-funded by the European Regional Development Fund (ERDF) via Welsh Government, and the University of Southern Denmark for use of computing facilities. We are grateful to the Hadron Spectrum Collaboration for the use of their zero temperature ensemble.

References

- [1] T. Matsui and H. Satz, *J/ψ Suppression by Quark-Gluon Plasma Formation*, *Phys. Lett. B* **178** (1986) 416.
- [2] G. Aarts, S. Kim, M.P. Lombardo, M.B. Oktay, S.M. Ryan, D.K. Sinclair et al., *Bottomonium above deconfinement in lattice nonrelativistic QCD*, *Phys. Rev. Lett.* **106** (2011) 061602 [[1010.3725](https://arxiv.org/abs/1010.3725)].
- [3] G. Aarts, C. Allton, S. Kim, M.P. Lombardo, M.B. Oktay, S.M. Ryan et al., *What happens to the Υ and η_b in the quark-gluon plasma? Bottomonium spectral functions from lattice QCD*, *JHEP* **11** (2011) 103 [[1109.4496](https://arxiv.org/abs/1109.4496)].
- [4] G. Aarts, C. Allton, T. Harris, S. Kim, M.P. Lombardo, S.M. Ryan et al., *The bottomonium spectrum at finite temperature from $N_f = 2 + 1$ lattice QCD*, *JHEP* **07** (2014) 097 [[1402.6210](https://arxiv.org/abs/1402.6210)].
- [5] B. Page et al., *PoS LATTICE2021* (2021) 134.
- [6] S. Offler et al., *PoS LATTICE2021* (2021) 509.
- [7] J. Hadamard, *Sur les problèmes aux dérivés partielles et leur signification physique*, *Princeton University Bulletin* **13** (1902) 49.
- [8] R. Larsen, S. Meinel, S. Mukherjee and P. Petreczky, *Thermal broadening of bottomonia: Lattice nonrelativistic QCD with extended operators*, *Phys. Rev. D* **100** (2019) 074506 [[1908.08437](https://arxiv.org/abs/1908.08437)].

- [9] HADRON SPECTRUM collaboration, *Excited and exotic charmonium, D_s and D meson spectra for two light quark masses from lattice QCD*, *JHEP* **12** (2016) 089 [[1610.01073](#)].
- [10] HADRON SPECTRUM collaboration, *First results from 2+1 dynamical quark flavors on an anisotropic lattice: Light-hadron spectroscopy and setting the strange-quark mass*, *Phys. Rev. D* **79** (2009) 034502 [[0810.3588](#)].
- [11] R.G. Edwards, B. Joo and H.-W. Lin, *Tuning for Three-flavors of Anisotropic Clover Fermions with Stout-link Smearing*, *Phys. Rev. D* **78** (2008) 054501 [[0803.3960](#)].
- [12] G. Aarts et al., *Properties of the QCD thermal transition with $N_f = 2 + 1$ flavours of Wilson quark*, [2007.04188](#).
- [13] FASTSUM Collaboration, *in preparation* .