

## ATLAS Forward Proton Detectors – Special 2017 Low Pile-up Runs

---

**Maciej P. Lewicki**<sup>1,2</sup>

*H. Niewodniczański Institute of Nuclear Physics,  
Polish Academy of Sciences,  
Radzikowskiego 152, 31-342 Kraków, Poland  
E-mail: [maciej.lewicki@ifj.edu.pl](mailto:maciej.lewicki@ifj.edu.pl)*

The performance of the ATLAS Forward Proton (AFP) Silicon Tracker detector is studied using the dedicated low-luminosity ATLAS LHC data collected in the 2017 running period of LHC Run 2. A brief description of the AFP spectrometer is given, followed by the discussion of unique opportunities of diffractive physics studies in low pile-up conditions. Additionally, some features of 2017 data are explored, including trigger efficiency and creation of particle showers within the detectors.

*The Ninth Annual Conference on Large Hadron Collider Physics - LHCP2021  
7-12 June 2021  
Online*

---

<sup>1</sup>on behalf of the ATLAS Collaboration

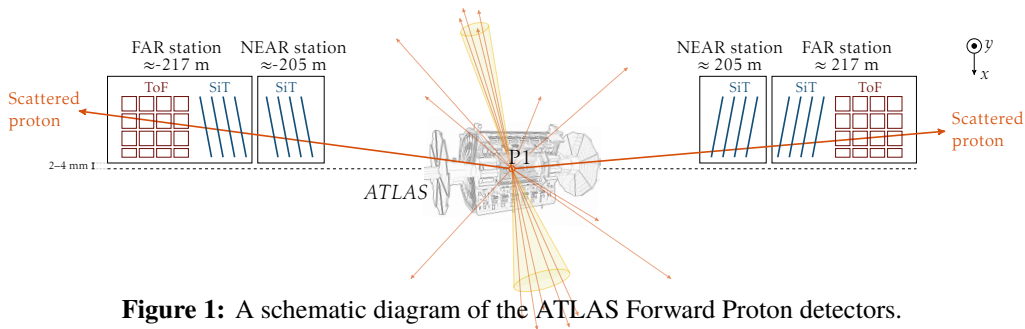
<sup>2</sup>This work was partially supported by the Polish National Science Centre grant: 2019/34/E/ST2/00393.

## 1. Studies of diffractive physics with AFP

The predictions of forward proton scattering arise in a diverse range of physics, including the hard [1, 2] and nonperturbative QCD [3], interactions at electroweak scale [4–7], and searches for physics beyond Standard Model [8–13]. Such events, usually called diffractive, involve an exchange of a colourless object between interacting protons, one or both of which may remain intact. Moreover, a *rapidity gap* will be present – an absence of particles produced into kinematic vicinity of the intact proton. Historically, rapidity gap is a standard experimental signature of a diffractive event, however, it is frequently outside the acceptance of detector, or is destroyed due to background, i. e. particles coming from *pile-up* – independent collisions happening in the same bunch crossing. An alternative method of identifying diffractive events is a direct measurement (*tagging*) of the scattered proton.

## 2. The AFP spectrometer

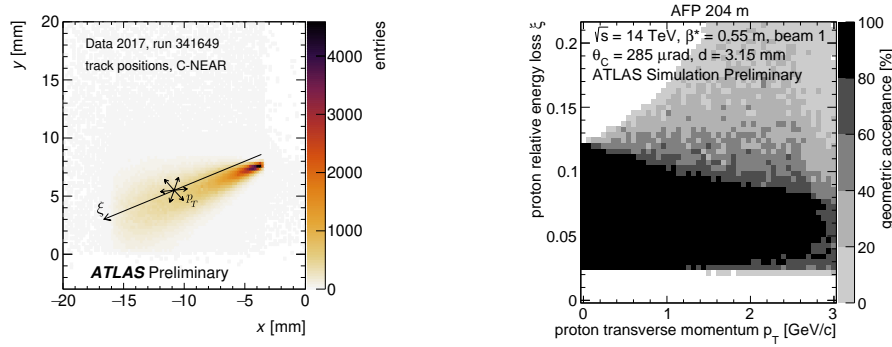
The ATLAS [14] Forward Proton (AFP) spectrometer is a set of instruments housed in Roman Pot devices registering the protons scattered at very small angles. A proton scattered at the interaction point (IP) is deflected outside the beam envelope by dipole and quadrupole magnets of the LHC [15]. Then its momentum can be determined by measuring points on its trajectory [16, 17]. Figure 1 shows a schematic diagram of the AFP system. Two Roman Pot units are located on both



**Figure 1:** A schematic diagram of the ATLAS Forward Proton detectors.

sides of the ATLAS IP (*side A* – towards LHCb, *side C* – towards ALICE) at longitudinal distances of approximately 205 m (*Near stations*) and 217 m (*Far stations*). Each station houses four planes of 3D silicon pixel sensors [18–21] forming the silicon tracker (SiT), which measures the trajectories of the scattered protons. The sensors have  $336 \times 80$  pixels with  $50 \times 250 \mu\text{m}^2$  area each. The combined spatial resolution of reconstructed proton tracks is  $6 \mu\text{m}$  and  $30 \mu\text{m}$  in  $x$  and  $y$  directions, respectively [22]. Optimal resolution in  $x$  coordinate is achieved with the sensors tilted by 14 degrees about the  $x$ -axis. The reconstruction of position of protons traversing the AFP detectors (see Figure 2), in a known magnetic field, allows the estimation of proton energy and transverse momentum [23]. The main observable measured by the AFP is the proton fractional energy loss, defined as:  $\xi = 1 - \frac{E_{\text{proton}}}{E_{\text{beam}}}$ . The typical acceptance in  $\xi$  and  $p_T$  is illustrated in Figure 2.

The Far stations are additionally equipped with the Time-Of-Flight (ToF) detectors. For processes in which protons are reconstructed on both sides of the IP, this allows rejection of background from pile-up by using the difference between the A and C-side ToF measurements to



**Figure 2:** Left: example distribution of reconstructed track positions ( $x$  and  $y$ , transverse to the beam). Right: Simulated geometric acceptance of the AFP detector as a function of the proton relative energy loss ( $\xi$ ) and its transverse momentum ( $p_T$ ) for the LHC collision optics (plot taken from [16]).

reconstruct the primary vertex position. The ToF detectors are based on Cherenkov radiation in quartz crystals, which leads to a timing resolution of around 25 ps, or equivalently a longitudinal vertex position resolution of about 5 mm [24, 25].

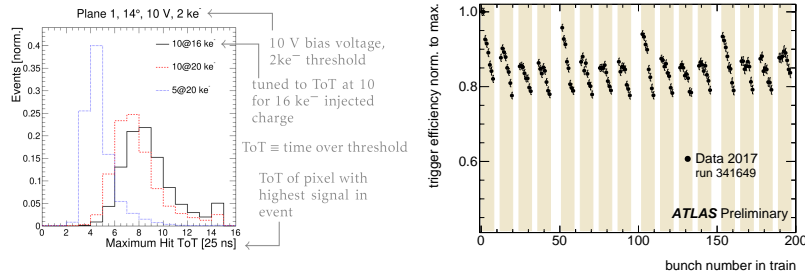
### 3. Low pile-up conditions

The AFP stations were inserted for the majority of the 2017 LHC operation, collecting  $46 \text{ fb}^{-1}$  of data. This includes the integrated luminosity of  $\approx 204 \text{ pb}^{-1}$  delivered to ATLAS in special, low pile-up conditions between June and November 2017. With the mean pile-up ranging from  $\mu \approx 0.05$  up to  $\mu \approx 2$ , the low number of vertices reconstructed in the ATLAS central detector allows a great reduction of the physics background in the studies of events of two main categories:

1. Soft single and central diffraction – the high cross section for soft processes leads to an overwhelming background from pile-up events. Thus, the conditions of  $\mu \approx 0$  are particularly relevant for studies of non-perturbative region of QCD.
2. Single, or double diffractive production of jets – rare events involving high- $p_T$  momentum transfer through an exchange of a Pomeron may frequently be indistinguishable from non-diffractive production of jets, combined with a forward proton originating from soft interactions in pile-up events.

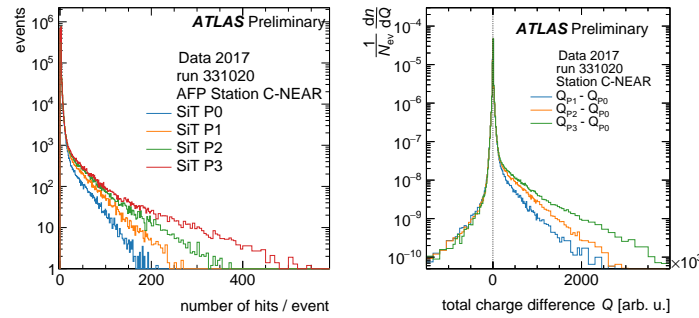
#### 3.1 AFP SiT Trigger Efficiency

The AFP Silicon Tracker has a capability of producing trigger signals for the ATLAS Central Trigger Processor, selecting data dedicated for diffractive physics analysis. It was found that the dead time of the SiT detectors might influence the trigger efficiency in certain configurations of the bunch structure of the LHC beams. The dead time appears due to the prolonged effects on readout electronics caused by the charge deposited by the diffractive proton traversing the detector material. The signal amplitude may exceed the threshold value for over  $\approx 300$  ns (see: Figure 3, left), during which time no new trigger may be fired. The right panel of Figure 3 shows how the SiT trigger efficiency decreases for consecutive filled bunches, while during the empty bunches the SiT read-out is able to partially recover and an increase of its efficiency is recorded.



**Figure 3:** Left: Distribution of time over threshold (ToT) of the pixel with highest signal in an event for one of the silicon planes. With a peak at 8 clock cycles of 25 ns, a typical dead-time of  $\approx 200$  ns is expected (taken from [19]). Right: Relative SiT trigger efficiency (normalized to the highest) in dependence on the bunch structure. The efficiency decreases for consecutive filled bunches (8, shaded regions). Filled bunches (8) are separated by empty ones (4-8), during which an increase in efficiency is observed.

### 3.2 Particle showers created in SiT planes



**Figure 4:** Distribution of the number of hits per event (left) and the difference of recorded charge for each of silicon planes in C-NEAR station. Secondary interactions with detector material results in higher number of hits and higher recorded charge for consecutive SiT planes.

Diffractional protons registered in AFP may interact with either silicon tracker, or the Roman Pot floor. Most of such interactions is of electromagnetic nature, leading to a production of  $\delta$ -electrons. However, it is also possible that the proton interacts strongly, creating a high-multiplicity hadron showers. Particles originating from secondary interactions propagate downstream from the IP and may be recorded by subsequent layers of SiT. Thus, each consecutive layer registers on average a larger number of hits, as well as, a higher charge deposit (Figure 4).

## 4. Summary

ATLAS Forward Proton detectors provide a unique possibility to study diffractional physics with forward proton tagging and direct measurements of its kinematics. In 2017, the ATLAS Collaboration recorded a dedicated set of data in low luminosity conditions. Analysis of the data recorded in the special low- $\mu$  runs has been initiated and some of its interesting features were reported in this article, including the AFP SiT trigger efficiency dependence on bunch structure and the presence of particle showers. Continuation of physics analysis is planned for near future and even more data is to be collected during the LHC Run 3.

## References

- [1] M. Trzebinski, R. Staszewski, J. Chwastowski, *On the Possibility of Measuring the Single-tagged Exclusive Jets at the LHC* Eur. Phys. J. C (2015) 75: 320
- [2] V. P. Goncalves et al., *Top quark pair production in the exclusive processes at LHC*, Phys. Rev. D 102, 074014 (2020).
- [3] James Howarth, *Elastic Potential: A proposal to discover elastic production of top quarks at the Large Hadron Collider*, arXiv:2008.04249.
- [4] CMS and TOTEM Collaborations, *Observation of proton-tagged, central (semi)exclusive production of high-mass lepton pairs in pp collisions at 13 TeV with the CMS-TOTEM precision proton spectrometer*, JHEP 07 (2018) 153.
- [5] ATLAS Collaboration, *Observation and measurement of forward proton scattering in association with lepton pairs produced via the photon fusion mechanism at ATLAS*, Phys. Rev. Lett. 125, 261801 (2020).
- [6] S. Tizchang, S. M. Etesami, *Pinning down the gauge boson couplings in WW $\gamma$  production using forward proton tagging*, JHEP 07 (2020) 191.
- [7] C. Baldenegro et. al., *Central exclusive production of W boson pairs in pp collisions at the LHC in hadronic and semi-leptonic final states*, JHEP 12 (2020) 165.
- [8] B. E. Cox, F. K. Loebinger, A. D. Pilkington, *Detecting Higgs bosons in the bb decay channel using forward proton tagging at the LHC*, JHEP 0710:090, 2007.
- [9] S. Heinemeyer et al., *Studying the MSSM Higgs sector by forward proton tagging at the LHC*, Eur.Phys.J.C53:231-256,2008.
- [10] S. Fichet et al., *Probing new physics in diphoton production with proton tagging at the Large Hadron Collider*, Phys. Rev. D 89, 114004.
- [11] C. Baldenegro et al., *Searching for axion-like particles with proton tagging at the LHC*, JHEP 06 (2018) 131.
- [12] L. Beresford, J. Liu, *Photon collider search strategy for sleptons and dark matter at the LHC*, Phys. Rev. Lett. 123, 141801 (2019)
- [13] L.A. Harland-Lang et al., *LHC Searches for Dark Matter in Compressed Mass Scenarios: Challenges in the Forward Proton Mode*, JHEP 04 (2019) 10
- [14] ATLAS Collaboration, *The ATLAS Experiment at the CERN Large Hadron Collider*, JINST 3 (2008) S08003.
- [15] L. Evans and P. Bryant, *LHC Machine*, JINST 3 (2008) S08001.
- [16] ATLAS Collaboration, *Technical Design Report for the ATLAS Forward Proton Detector*, tech. rep. CERN-LHCC-2015-009, 2015.

- [17] M. Trzebiński, *Machine Optics Studies for the LHC Measurements*, Proc.SPIE Int.Soc.Opt.Eng. 9290 (2014) 929026
- [18] J. Lange, E. Cavallaro, S. Grinstein and I. López Paz, *3D silicon pixel detectors for the ATLAS 526 Forward Physics experiment*, JINST 10 (2015) C03031.
- [19] J. Lange et al., *Beam tests of an integrated prototype of the ATLAS Forward Proton detector*, JINST 529 11 (2016) P09005.
- [20] M. Garcia-Sciveres et al., *The FE-I4 pixel readout integrated circuit*, Nucl. Instrum. Meth. A 636 531 (2011) S155.
- [21] V. Zivkovic et al., *The FE-I4 pixel readout system-on-chip resubmission for the insertable B-Layer project*, Journal of Instrumentation 7 (2012) C02050.
- [22] S. Grinstein et al., *Module production of the one-arm AFP 3D pixel tracker*, JINST 12 (2017) C01086.
- [23] M. Trzebiński, R. Staszewski, J. Chwastowski, *LHC High  $\beta^*$  Runs: Transport and Unfolding Methods*, ISRN High Energy Phys. 2012 (2012) 491460
- [24] T. Sykora, *ATLAS Forward Proton Time-of-Flight Detector: LHC Run2 performance and experiences*, 540 Journal of Instrumentation 15 (2020) C10004.
- [25] K. Cerny, *Performance study of the ATLAS Forward Proton Time-of-Flight Detector System*, PoS Vertex2019 (2020) 055.